



# Index Summit 6 Pro

A registered index-linked annuity from  
MassMutual Ascend Life Insurance Company

Not a bank or credit union deposit or obligation • Not FDIC or NCUA-Insured • Not insured by any federal government agency • May lose value • Not guaranteed by any bank or credit union

# Confidently plan for your future with the Index Summit 6 Pro

When you envision a future that fulfills you, maybe you see yourself traveling, cooking, spending time with family or discovering a new hobby. Whatever it is, our goal is to help you navigate your future with confidence.

## THE INDEX SUMMIT 6 PRO REGISTERED INDEX-LINKED ANNUITY OFFERS:



### Growth opportunity

You can allocate your money to indexed strategies that may help you accumulate additional savings without investing directly in the market.



### Tax treatment that allows faster growth

Your money may grow at a faster rate since taxes are deferred until you take a withdrawal or annuitize your contract.



### Partial protection from loss

Each indexed strategy limits your risk exposure with a floor, buffer or downside participation rate.



### A legacy for your loved ones

In the event of your passing before the annuity benefit payout begins, your beneficiaries will receive the greater of your annuity's current account value or your initial purchase payments reduced proportionally for withdrawals.



### Guaranteed income

Unlike equity and fixed income investments, the Index Summit 6<sup>®</sup> Pro provides the opportunity to turn the money you've accumulated in your annuity into a guaranteed stream of income that can last for the rest of your life.



The Index Summit 6 Pro has a 6-year early withdrawal charge schedule and a contract fee deducted daily from each strategy. See page 18 for more information.

The Index Summit 6 Pro is a security that can only be sold through a Broker/Dealer that is contracted with MassMutual Ascend Life Insurance Company<sup>SM</sup>. This material must be preceded or accompanied by a prospectus. To obtain a copy of the prospectus, visit [MassMutualAscend.com/RILArates](https://www.massmutualascend.com/RILArates).

# Annuity basics

An annuity is a financial product that's typically designed to provide complete or partial downside protection, growth potential and a stream of guaranteed income.

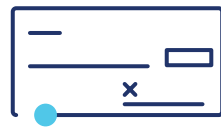
## HERE'S HOW IT WORKS:



You purchase an annuity by making a payment to an insurance company.



Your annuity can grow in value over time.



When you're ready to start receiving income, your annuity can be turned into a steady stream of payments.



**Other than pensions,  
annuities are the only products  
that provide guaranteed  
lifetime income.**

# Finding the right balance with the Index Summit 6 Pro

There's no one-size-fits-all approach to financial planning, and it's important to consider the possible outcomes of different investment options.

Investing in equities can be a lucrative way to grow your savings, but with no protection against loss of principal, a market downturn could wipe out years of savings.

Fixed income investments, such as money market or bond funds, can provide some protection against market downturns. However, such investments could provide little in return, jeopardizing your future plans.



Fortunately, there's a solution that can help bring balance to your portfolio. The Index Summit 6 Pro registered index-linked annuity lets you participate in market-linked growth, reduces downside exposure and allows assets to grow tax-deferred.

# Indexed strategies offer easier recovery from loss

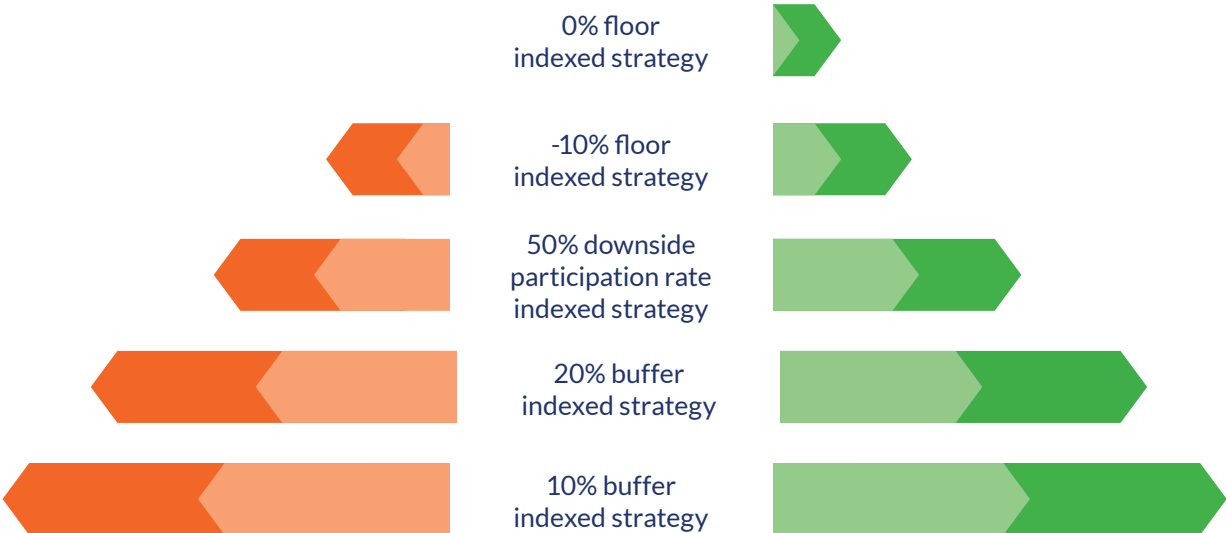
When market volatility hits, it can take a significant return to recover from loss. Take a look at the returns that would be required to break even after various market downturns.

Market Loss	Required Return
-10%	11%
-20%	25%
-30%	43%
-40%	67%
-50%	100%
-60%	150%
-70%	233%

When you purchase an Index Summit 6 Pro annuity, you choose from indexed strategies that are linked to the values of external indexes or exchange traded funds. The Index Summit 6 Pro offers indexed strategies with several types of downside protection: 0% floor, -10% floor, 50% downside participation rate, 20% buffer and 10% buffer. All types of indexed strategies provide market-linked growth potential and partial to complete downside protection, which can make it easier to recover from market downturns.

## Managing risk and reward with indexed strategies

Like with most investments, with greater risk comes greater opportunity for reward. With four types of downside protection to choose from, you can align your strategy allocations to your risk tolerance.



The graphic above is a generalized representation of upside potential in exchange for downside risk – upside potential rates are subject to many factors and may vary.

**TYPES OF DOWNSIDE PROTECTION:**

# 0% and -10% floor strategies

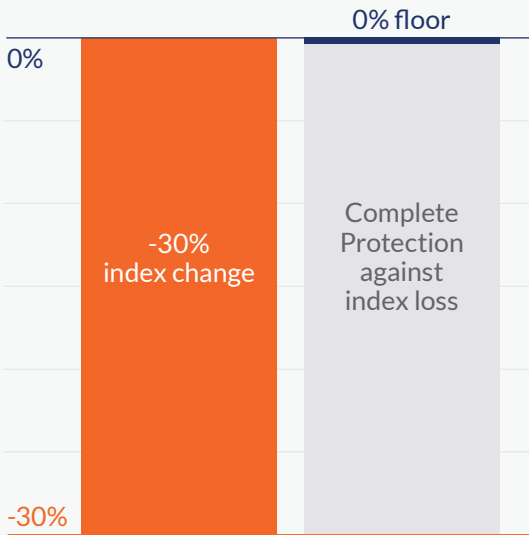
Indexed strategies with a 0% floor provide complete protection against index losses. Regardless of the negative index change, the strategy value will not decrease.

Indexed strategies with a -10% floor protect against index losses in excess of -10% each term. If the negative index change is between 0% and -10%, the strategy value will decrease by the negative index change. If the negative index change is greater than -10%, the strategy value decrease is limited to -10%.

Let's take a look at how 0% floor and -10% floor strategies would have performed in the event of a -30% index change.

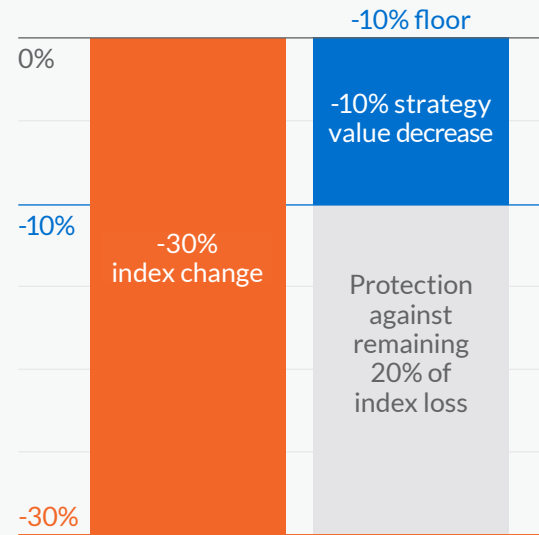
## 0% floor, -30% index change

The example shows how a -30% index change would not impact the strategy value, because 0% floor strategies provide complete protection against index loss.



## -10% floor, -30% index change

The example shows how a -30% index change would result in strategy value loss. The -10% floor limited losses to -10%.



The tables below shows alternative index changes and their resulting strategy value changes.

Index Change	Strategy Value
-5%	0%
-10%	0%
-15%	0%
-20%	0%
-25%	0%
-30%	0%

Index Change	Strategy Value
-5%	-5%
-10%	-10%
-15%	-10%
-20%	-10%
-25%	-10%
-30%	-10%

TYPES OF DOWNSIDE PROTECTION:

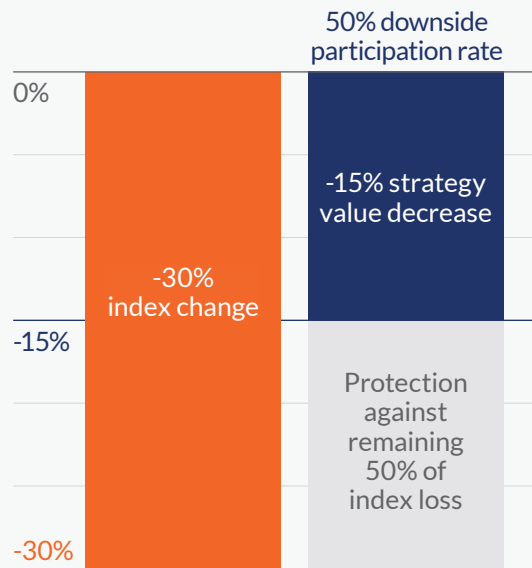
# 50% downside participation rate strategies

Indexed strategies with a 50% downside participation rate protect against half of index losses with a 50% downside participation rate each term. If the index change is negative at the end of a term, the strategy value decreases, limited by the 50% downside participation rate.

Let's take a look at how a 50% downside participation rate strategy would have performed in the event of a -30% index change.

## 50% downside participation rate, -30% index change

The example shows how a -30% index change would result in strategy value loss, limited by the 50% downside participation rate (-30% index change x 50% downside participation rate).



The table below shows alternative index changes and their resulting strategy value changes.

Index Change	Strategy Value
-5%	-2.5%
-10%	-5%
-15%	-7.5%
-20%	-10%
-25%	-12.5%
-30%	-15%

**TYPES OF DOWNSIDE PROTECTION:**

# 10% and 20% buffer strategies

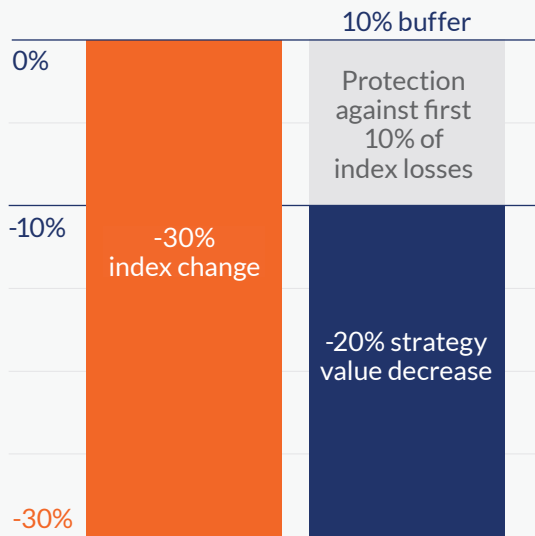
Indexed strategies with a 10% buffer protect against the first 10% of index losses each term. If the negative index change is between 0 and -10%, the strategy value will not decrease. If the negative index change is greater than -10%, the strategy value will decrease by the remaining loss in excess of -10%.

Indexed strategies with a 20% buffer protect against the first 20% of index losses each term. If the negative index change is between 0% and -20%, the strategy value will not decrease. If the negative index change is greater than -20%, the strategy value will decrease by the remaining loss in excess of -20%.

Let's take a look at how 10% buffer and 20% buffer strategies would have performed in the event of a -30% index change.

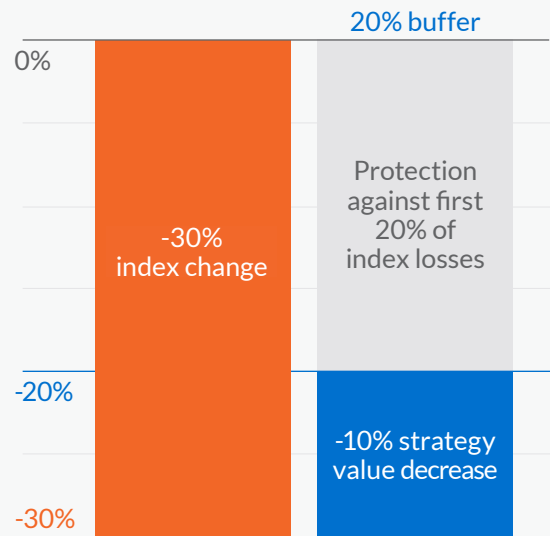
## 10% buffer strategy, -30% index change

The example shows how a -30% index change would result in strategy value loss. The buffer protected against the first 10% of the loss, and the strategy value decreased by the remaining 20%.



## 20% buffer strategy, -30% index change

The example shows how a -30% index change would result in strategy value loss. The buffer protected against the first 20% of the loss, and the strategy value decreased by the remaining 10%.



The tables below shows alternative index changes and their resulting strategy value changes.

Index Change	Strategy Value
-5%	0%
-10%	0%
-15%	-5%
-20%	-10%
-25%	-15%
-30%	-20%

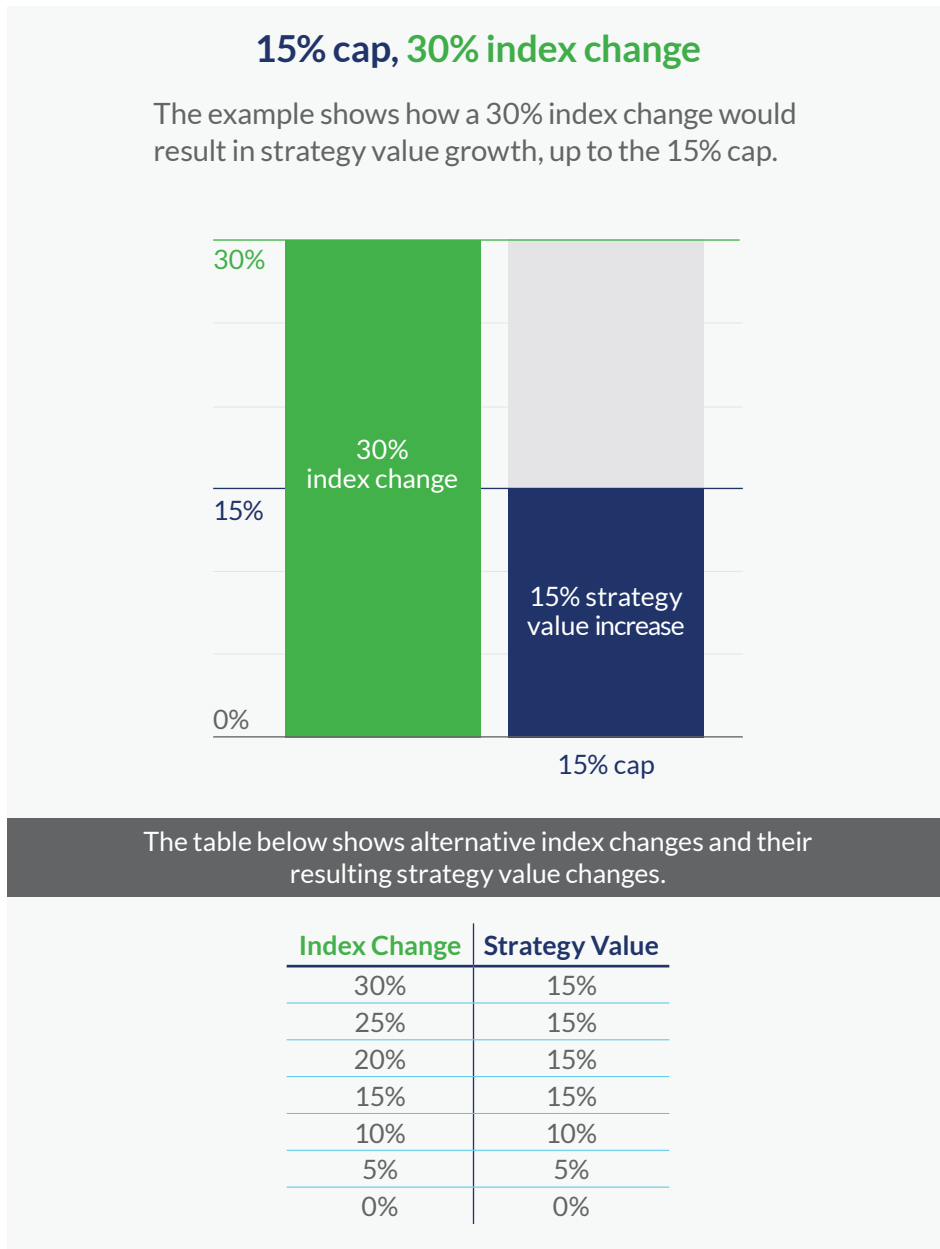
Index Change	Strategy Value
-5%	0%
-10%	0%
-15%	0%
-20%	0%
-25%	-5%
-30%	-10%

TYPES OF UPSIDE POTENTIAL:

# Cap strategies

Indexed strategies with a cap offer earning potential up to the cap that is set for each term. If the index change is positive at the end of a term, the strategy value grows, up to the cap.

Let's take a look at how a cap strategy with a hypothetical 15% cap would have performed in the event of a 30% index change.



## TYPES OF UPSIDE POTENTIAL:

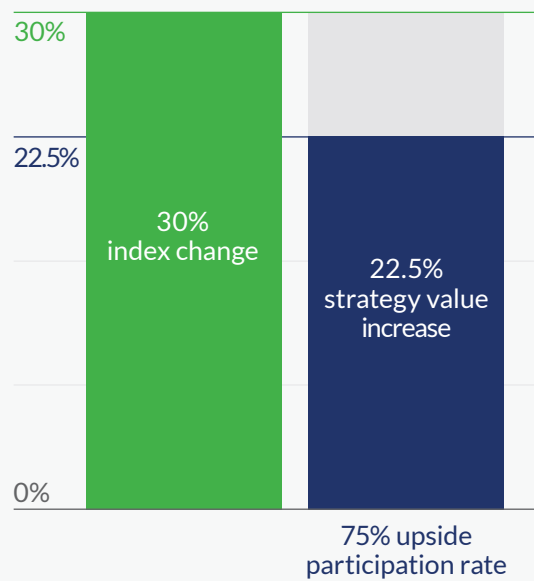
# Upside participation rate strategies

Indexed strategies with an upside participation rate offer earning potential limited by an upside participation rate that is set for each term. If the index change is positive at the end of a term, the strategy value grows, limited by the upside participation rate.

Let's take a look at how an upside participation rate strategy with a hypothetical 75% upside participation rate would have performed in the event of a 30% index change.

### 75% upside participation rate, 30% index change

The example shows how a 30% index change would result in strategy value growth, limited by the 75% upside participation rate (30% index change x 75% upside participation rate).



The table below shows alternative index changes and their resulting strategy value changes.

Index Change	Strategy Value
30%	22.5%
25%	18.75%
20%	15%
15%	11.25%
10%	7.5%
5%	3.75%
0%	0%

**TYPES OF UPSIDE POTENTIAL:**

# Trigger rate strategies

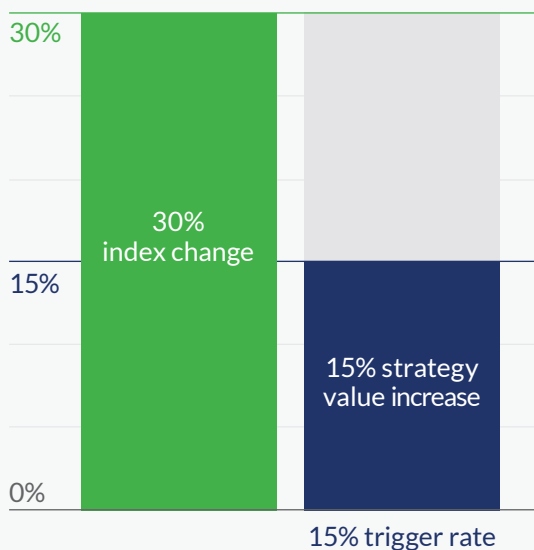
Indexed strategies with a trigger rate offer earning potential up to the trigger rate that is set for each term. There are two types of trigger rate strategies – performance trigger and dual performance trigger.

## PERFORMANCE TRIGGER

For strategies with a performance trigger, the trigger rate is credited when index performance is positive or level. Let’s take a look at how a performance trigger strategy with a hypothetical 15% trigger rate would have performed in the event of different index changes.

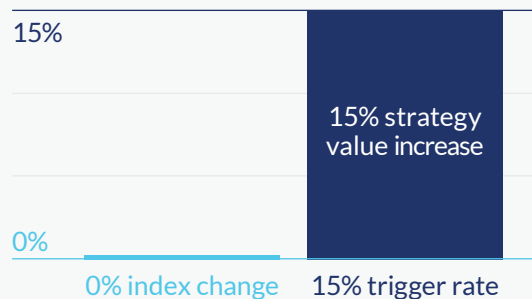
### 15% trigger rate, 30% index change

The example shows how a positive index change of 30% would result in a 15% strategy value increase, based on the 15% trigger rate.



### 15% trigger rate, 0% index change

The example shows how a level index change of 0% would result in a 15% strategy value increase, based on the 15% trigger rate.



The table below shows alternative index changes and their resulting strategy value changes.

Index Change	Strategy Value
30%	15%
25%	15%
20%	15%
15%	15%
10%	15%
5%	15%
0%	15%

TYPES OF UPSIDE POTENTIAL:

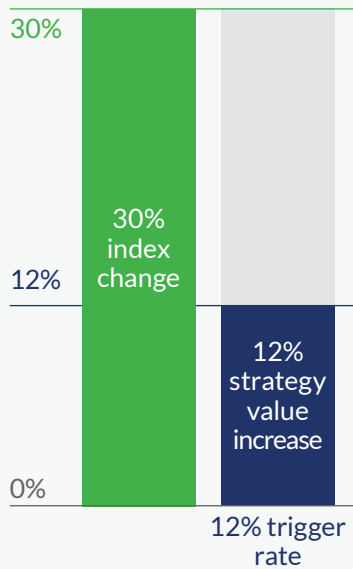
# Trigger rate strategies continued

## DUAL PERFORMANCE TRIGGER

For strategies with a dual performance trigger, the trigger rate is credited when index performance is positive, level, or when the index loss does not exceed the buffer, which is 10% on this strategy type. Let's take a look at how a performance trigger strategy with a hypothetical 12% trigger rate would have performed in the event of different index changes.

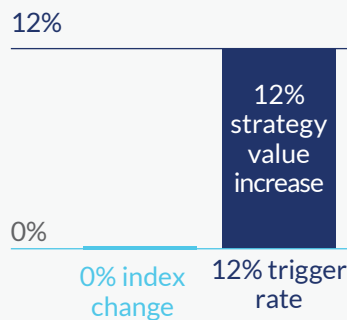
### 12% trigger rate, 30% index change

The example shows how a positive index change of 30% would result in a 12% strategy value increase, based on the 12% trigger rate.



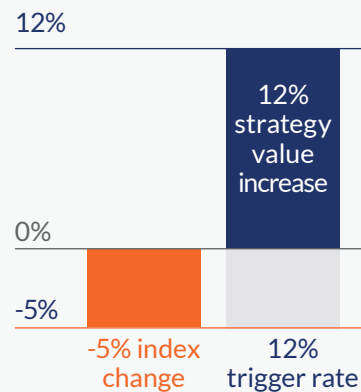
### 12% trigger rate, 0% index change

The example shows how a level index change of 0% would result in a 12% strategy value increase, based on the 12% trigger rate.



### 12% trigger rate, -5% index change

The example shows how a negative index change of -5% would result in a 12% strategy value increase, based on the 12% trigger rate.



The table below shows alternative index changes and their resulting strategy value changes.

Index Change	Strategy Value	Index Change	Strategy Value
30%	12%	5%	12%
25%	12%	0%	12%
20%	12%	-5%	12%
15%	12%	-10%	12%
10%	12%	-15%	-5%



# Diversify your earning potential

Now that you know how caps, floors, buffers, participation rates and trigger rates are applied within indexed strategies, let's take a look at the underlying index and exchange traded funds (ETFs) that these indexed strategies are linked to:

- **S&P 500® Index:** Includes stocks issued by 500 of the top companies in leading industries of the U.S. economy
- **Russell 2000:** Measures the performance of about 2,000 small-cap U.S. equities
- **iShares MSCI EAFE ETF:** Seeks to track the investment results of an index composed of developed market equities, including those in Europe, Australia, Asia and the Far East, but excluding the U.S. and Canada
- **iShares U.S. Real Estate ETF:** Seeks to track the performance of the Dow Jones U.S. Real Estate Index, which is composed primarily of U.S. equities in the real estate sector and real estate investment trusts (REITs)
- **SPDR Gold Shares ETF:** Designed to reflect the market value of gold bullion
- **First Trust Barclays Edge Index:** Seeks to provide equity and fixed income exposure through a blend of the Capital Strength Index and Value Line Dividend Index and Barclays' US 2-year Treasury Futures, 5-year Treasury Futures and 10-year Note Futures Indexes while aiming to control risk by maintaining a volatility target at or below 7%. Since the index is on an excess return basis (i.e., it returns the index performance in excess of risk-free rates), the risk free return is deducted from the equity underliers. The risk free rate used in this calculation is the U.S. Fed Funds Rate published by the Federal Reserve of New York (ticker: FEDL01) for each day divided by 360. No such adjustment is needed to the US Treasury futures indexes as these securities returns are naturally on an excess return basis.

By allocating your money among the various strategies, you can diversify your earning potential.



Daily value information for the underlying indexes and ETFs is readily available from reliable and credible sources.

Strategies linked to the S&P 500® Index (SPX), the Russell 2000 Index (RTY), the iShares MSCI EAFE ETF (EFA), the iShares U.S. Real Estate ETF (IYR), and the SPDR Gold Shares ETF (GLD) provide returns based, in part, on the change in the price of the Index or ETF. The price change does not include dividends that might be paid on the underlying investments of the Index or ETF.

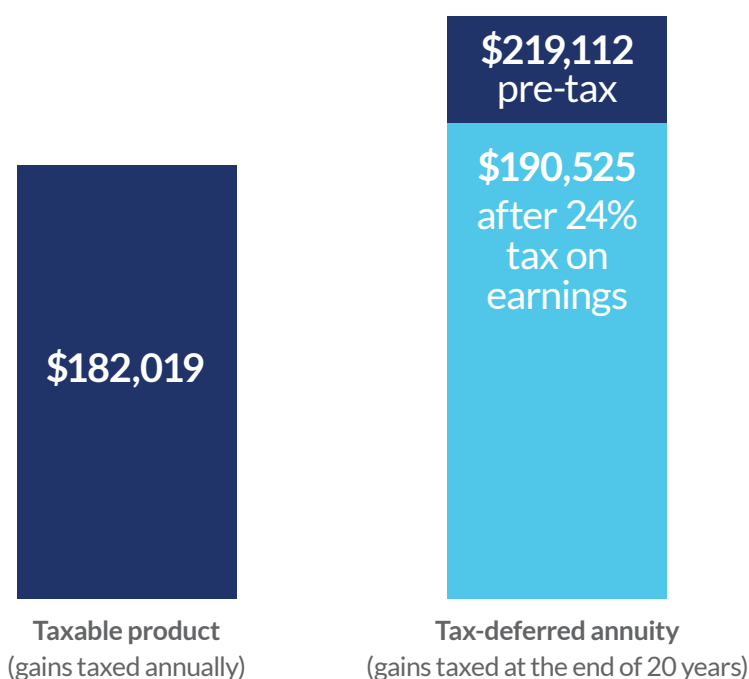
Strategies linked to the First Trust Barclays Edge Index (FTEDGE7) provide returns based, in part, on the change in net asset value of the underlying investments of the Index. The net asset value change includes dividends that might be paid on the underlying investments of the Index.

# The power of tax deferral

Many investments are subject to income tax on an annual basis. With an Index Summit 6 Pro, you can defer paying taxes until you take a withdrawal, allowing your money to grow at a faster rate.

The following chart shows how a purchase payment of \$100,000 grows in a tax-deferred annuity compared to a taxable product over the course of 20 years.

After paying a 24% tax on its earnings, the tax-deferred annuity outgrew the taxable product by more than \$8,000. This increased growth can help you accumulate more income for your retirement years.



This graph assumes the taxable product and the tax-deferred annuity grow at an annual rate of 4%. This is a hypothetical scenario for illustration purposes only, and does not reflect interest rates of any specific annuity offered by MassMutual Ascend. For the taxable product, the graph also assumes the amount needed to pay taxes is deducted annually and no other withdrawals are taken during the 20-year period. For the tax-deferred annuity, it assumes no withdrawals are taken during the 20-year period. The hypothetical returns shown above do not take into account any contract fees, which would reduce earnings. The rate of return represented does not represent a guaranteed rate.

This graph assumes the investing party has a marginal tax bracket of 24%. In 2025, the 24% tax bracket for a married couple applies to taxable income over \$206,700 and not over \$394,600. Capital gains and dividend tax rates may be lower than the 24% illustrated rate and change the comparison results. Consider your current and anticipated tax brackets in making your investment decisions, as they may also impact comparison results. This graph compares a \$100,000 taxable investment to a \$100,000 tax-deferred investment, such as a non-qualified annuity. Certain qualified investments, such as a traditional IRA, offer an upfront tax deduction or exclusion for contributions. Other qualified investments, such as a Roth IRA, offer a tax exclusion for earnings. The value of these additional benefits is not illustrated. If you are under age 59½, the taxable amount withdrawn from a qualified or non-qualified annuity is generally subject to a 10% federal penalty tax.

This information is not intended or written to be used as legal or tax advice. It was written solely to provide general information and support the sale of annuity products. You should seek advice on legal or tax questions based on your particular circumstances from an attorney or tax advisor.

All guarantees subject to the claims-paying ability of MassMutual Ascend. Registered index-linked annuities involve risk and may not be suitable for all investors. Any sales solicitation must be accompanied or preceded by a prospectus.

# Important things to know

## Consider your liquidity needs

The Index Summit 6 Pro is intended to be a long-term product. However, you will have access to a portion of your money each year without charges.

During the first contract year, you may withdraw up to 10% of your purchase payments without an early withdrawal charge. After the first contract year, 10% of the account value as of the most recent contract anniversary may be withdrawn without an early withdrawal charge.

It's important to note withdrawals in excess of this amount will be subject to early withdrawal charges. Early withdrawal charges end after six years.

## Annual fees

A fee is deducted from each strategy on a daily basis and compounds to an effective annual rate of 0.95%.

- ! If you withdraw money from an indexed strategy before the end of a term, it will affect your return for that term and may have a significant negative effect.

For annuity contracts, income earned on the contract is subject to income tax as ordinary income when withdrawn. If you are under age 59½, the taxable amount may also be subject to a 10% federal penalty tax. Generally income tax rates on ordinary income are higher than capital gains tax rates on long-term capital gains and qualified dividend income.

# MassMutual Ascend

## Taking financial futures above and beyond

At MassMutual Ascend, we are committed to going above and beyond – so when it comes to your financial future, the impossible feels possible.

As a leading provider of annuities, the status quo isn't a status we ever want. We'll always be in pursuit of better.

Our "A++" rating by AM Best follows more than 40 consecutive years of an "A" or higher rating. This means you can have confidence knowing we'll be here when you need us. We are a wholly owned subsidiary of MassMutual, one of the largest life insurance companies in the U.S., founded in 1851.

And finally, everything we do is rooted in a culture of service. From our people to our technology, we strive to always provide you with what you need, when you need it so you can navigate your future with confidence.

---

**Learn more at [MassMutualAscend.com](https://www.massmutualascend.com).**

---

# Index Summit 6 Pro features

<b>ISSUE AGES</b>	<b>Qualified:</b> 0–80 <b>Non-qualified:</b> 0–80	<b>Inherited IRA:</b> 0–75 <b>Inherited non-qualified:</b> 0–75																
<b>PURCHASE PAYMENTS</b>	You can purchase this annuity with an initial purchase payment of \$25,000 or more. You can add to your annuity during the first two contract months with additional purchase payments of at least \$10,000.																	
<b>FEES</b>	A fee is deducted from each strategy on a daily basis and compounds to an effective annual rate of 0.95%.																	
<b>PENALTY-FREE WITHDRAWALS</b>	During the first contract year, you may withdraw up to 10% of your purchase payments. After the first contract year, 10% of the account value as of the most recent contract anniversary may be withdrawn. Amounts withdrawn in excess of the penalty-free withdrawal allowance may be subject to early withdrawal charges.																	
<b>EARLY WITHDRAWAL CHARGE</b>	During the first six contract years, an early withdrawal charge is applied to surrenders and withdrawals that exceed the penalty-free withdrawal allowance. All charges end after six years.																	
	<table border="1"> <thead> <tr> <th>Contract year</th> <th>1</th> <th>2</th> <th>3</th> <th>4</th> <th>5</th> <th>6</th> <th>7+</th> </tr> </thead> <tbody> <tr> <td>Early withdrawal charge rate</td> <td>9%</td> <td>8%</td> <td>7%</td> <td>6%</td> <td>5%</td> <td>4%</td> <td>0%</td> </tr> </tbody> </table>	Contract year	1	2	3	4	5	6	7+	Early withdrawal charge rate	9%	8%	7%	6%	5%	4%	0%	
Contract year	1	2	3	4	5	6	7+											
Early withdrawal charge rate	9%	8%	7%	6%	5%	4%	0%											
<b>INDEXED STRATEGIES</b>	<b>S&amp;P 500®</b> <ul style="list-style-type: none"> <li>• 1-Year 50% Downside Participation Rate with Cap*</li> <li>• 1-Year 50% Downside Participation Rate with Upside Participation Rate*</li> <li>• 1-Year 10% Buffer with Cap*</li> <li>• 1-Year 10% Buffer with Performance Trigger</li> <li>• 1-Year 10% Buffer with Dual Performance Trigger</li> <li>• 1-Year 20% Buffer with Cap*</li> <li>• 1-Year 20% Buffer with Performance Trigger</li> <li>• 1-Year -10% Floor with Cap*</li> <li>• 1-Year 0% Floor with Cap</li> <li>• 2-Year 50% Downside Participation Rate with Cap*</li> <li>• 2-Year 50% Downside Participation Rate with Upside Participation Rate*</li> <li>• 3-Year 10% Buffer with Upside Participation Rate*</li> </ul>	<ul style="list-style-type: none"> <li>• 3-Year 20% Buffer with Upside Participation Rate*</li> <li>• 6-Year 10% Buffer with Upside Participation Rate*</li> <li>• 6-Year 20% Buffer with Upside Participation Rate*</li> </ul> <b>Russell 2000</b> <ul style="list-style-type: none"> <li>• 1-Year 10% Buffer with Cap*</li> <li>• 1-Year 20% Buffer with Cap*</li> <li>• 3-Year 10% Buffer with Upside Participation Rate*</li> <li>• 3-Year 20% Buffer with Upside Participation Rate*</li> <li>• 6-Year 10% Buffer with Upside Participation Rate*</li> <li>• 6-Year 20% Buffer with Upside Participation Rate*</li> </ul> <b>iShares MSCI EAFE ETF</b> <ul style="list-style-type: none"> <li>• 1-Year 50% Downside Participation Rate with Upside Participation Rate</li> <li>• 1-Year -10% Floor with Cap</li> </ul> <b>iShares U.S. Real Estate ETF</b> <ul style="list-style-type: none"> <li>• 1-Year 50% Downside Participation Rate with Upside Participation Rate</li> <li>• 1-Year -10% Floor with Cap</li> </ul>																

## INDEXED STRATEGIES

### SPDR® Gold Shares ETF

- 1-Year -10% Floor with Cap

### First Trust Barclays Edge Index

- 1-Year 50% Downside Participation Rate with Upside Participation Rate\*
- 1-Year 10% Buffer with Upside Participation Rate\*

*\*Performance lock available. See performance lock section for more information.*

*A cap will never be lower than 1%, a trigger rate will never be lower than 1% and an upside participation rate will never be lower than 5%.*

*The following strategies are only available for a term that starts in the first contract year: S&P 500 6-Year 10% Buffer with Upside Participation Rate, S&P 500 6-Year 20% Buffer with Upside Participation Rate, Russell 2000 6-Year 10% Buffer with Upside Participation Rate and Russell 2000 6-Year 20% Buffer with Upside Participation Rate.*

*The following strategies are only available for a term that starts in the first four contract years: S&P 500 3-Year 10% Buffer with Upside Participation Rate, S&P 500 3-Year 20% Buffer with Upside Participation Rate, Russell 2000 3-Year 10% Buffer with Upside Participation Rate and Russell 2000 3-Year 20% Buffer with Upside Participation Rate.*

*Product availability, strategy availability and strategy feature availability may vary by state and by distribution. Please consult with your financial professional about strategy availability.*

## PERFORMANCE LOCK

Performance lock is a feature that allows you to lock in indexed strategy gains and limit further losses for a term. Performance lock is an election to lock in the daily value percentage through the end of the term. The daily value percentage is used to determine the value of an indexed strategy prior to the end of a term using option values related to the positive and negative return factors of the indexed strategy. A performance lock election can take effect on the first market close following our receipt of a request in good order. Once we receive a request in good order, a performance lock election for a term cannot be revoked or changed and you will not be able to reallocate a performance locked one-year strategy until the end of the term. If you make a performance lock election for a 2-year, 3-year, or 6-year strategy, the term will always end on the next anniversary of the term start date even if it otherwise would have continued for one or more additional years. Performance lock is only available on select strategies.

*On your specific request, you may delay your performance lock election to the second market close following our receipt of your request in good order. You will not be able to know whether the locked daily value percentage will be lower or higher on that second market close.*

## INDEXED STRATEGY VALUES

The value of an indexed strategy changes from day to day throughout each term. The method used to calculate the strategy value depends on whether the value is being calculated at the end of a term or during a term.

For all strategies except the trigger strategies, at the end of a term, the value of an indexed strategy is increased (subject to the cap or upside participation rate) for any rise in the applicable index/ETF over the term, or decreased (subject to the floor, buffer or downside participation rate) for any fall in the applicable index/ETF over the term.

For strategies with a performance trigger, the trigger rate is credited when index performance is positive or level over the term, or decreased (subject to the buffer) for any fall in the applicable index/ETF over the term.

For strategies with a dual performance trigger, the trigger rate is credited when index performance is positive, level, or when the index loss does not exceed the buffer over the term, or decreased when the index loss exceeds the buffer over the term.

**Before the end of a term, the value of an indexed strategy is increased or decreased by the daily value percentage. The daily value percentage is not tied directly to the underlying index, but is based on the prices of hypothetical options related to the index, adjusted for the costs of acquiring and exiting such options.**

The prospectus that preceded or accompanies this brochure contains more information about the risks of investing in this contract, how withdrawals affect strategy values, a more detailed explanation of how strategy values are calculated and examples of such calculations.

# Index Summit 6 Pro features (Cont.)

<b>EXTENDED CARE WAIVER RIDER</b>	<p>After the first contract year, if you are confined to a hospital, nursing home or long-term care facility for at least 90 consecutive days, you have the option to withdraw up to 100% of the account value without incurring an early withdrawal charge. To qualify under this rider, a hospital, nursing home or long-term care facility must provide nursing services 24 hours a day and the confinement must be prescribed by a physician and be medically necessary, and comply with other terms and conditions set out in the rider.</p> <p><i>Not available in Massachusetts. In California, the Extended Care Waiver Rider has been replaced with the Waiver of Early Withdrawal Charges for Facility Care or Home Care or Community-Based Services Rider, which provides for a waiver of early withdrawal charges under an expanded variety of circumstances.</i></p>
<b>TERMINAL ILLNESS WAIVER RIDER</b>	<p>After the first contract year, if you are diagnosed by a physician as having a terminal illness, you have the option to withdraw up to 100% of the account value without incurring an early withdrawal charge. A terminal illness is defined as having a prognosis of survival of 12 months or less, or a longer period as required by state law.</p> <p><i>This waiver may be used only once. Not available in Massachusetts.</i></p>
<b>PAYOUT OPTIONS</b>	<p>The following payout options are available following the first contract year:</p> <p><b>Fixed period:</b> You receive payments for a fixed period of time that you select.</p> <p><b>Life:</b> You receive payments for life.</p> <p><b>Life with payments for fixed period:</b> You receive payments for life. If you pass away before the end of the minimum fixed period you select, the remaining payments are paid to the person you designate.</p> <p><b>Joint and one-half survivor:</b> Payments are guaranteed for your life and the life of a designated joint annuitant. If you are survived by the joint annuitant, he or she will receive 50% of the payment for life.</p>
<b>DEATH BENEFIT VALUE</b>	<p>The death benefit amount is the greater of the account value or the amount of your purchase payments reduced proportionately for all withdrawals, but not including amounts applied to pay early withdrawal charges. It is reduced by premium tax or other taxes not previously deducted. A death benefit is payable if you die before the annuity benefit payout begins and before the contract is surrendered.</p>

The Index Summit 6 Pro is a security that can only be sold through a Broker/Dealer that is contracted with MassMutual Ascend Life Insurance Company. This material must be preceded or accompanied by a prospectus. To obtain a copy of the prospectus, visit [MassMutualAscend.com/RILArates](http://MassMutualAscend.com/RILArates).

Annuities are intended to be long-term products and may not be suitable for all investors. Withdrawals from an annuity contract may have tax consequences.

The information in this brochure is not intended or written to be used as legal or tax advice. It was written solely to provide general information and support the sale of annuity products. You should seek advice on legal or tax questions based on your particular circumstances from an attorney or tax advisor.

For qualified contracts, amounts withdrawn are generally subject to income tax. For other contracts, only the gains are subject to income tax. If you are under age 59½, the taxable amount is also generally subject to a 10% federal penalty tax.

Buying an annuity within a tax-deferred retirement plan does not provide any extra tax benefits.

MassMutual Ascend is not an investment adviser and the information provided in this document is not investment advice. You should consult with your investment professional for advice based on your personal circumstances and financial situation.

The "S&P 500 Index<sup>®</sup>" is a product of S&P Dow Jones Indices LLC or its affiliates ("SPDJI") and has been licensed for use by MassMutual Ascend Life Insurance Company. S&P<sup>®</sup>, S&P 500<sup>®</sup>, SPDR<sup>®</sup>, US 500, The 500, iBoxx<sup>®</sup>, iTraxx<sup>®</sup> and CDX<sup>®</sup> are trademarks of S&P Global, Inc. or its affiliates ("S&P"); Dow Jones<sup>®</sup> is a registered trademark of Dow Jones Trademark Holdings LLC ("Dow Jones"); MassMutual Ascend Life Insurance Company's products are not sponsored, endorsed, sold or promoted by SPDJI, Dow Jones, S&P, their respective affiliates, and none of such parties make any representation regarding the advisability of investing in such products nor do they have any liability for any errors, omissions, or interruptions of the S&P 500<sup>®</sup> Index.

MassMutual Ascend Life Insurance Company ("MassMutual Ascend") products are not in any way connected to or sponsored, endorsed, sold or promoted by the London Stock Exchange Group plc and its group undertakings (collectively, the "LSE Group"). FTSE Russell is a trading name of certain of the LSE Group companies.

All rights in the FTSE Russell Index ("the Index") vest in the relevant LSE Group company which owns the Index. Russell<sup>®</sup> is a trade mark of the relevant LSE Group company and is used by any other LSE Group company under license.

The Index is calculated by or on behalf of Frank Russell Company or its affiliate, agent or partner. The LSE Group does not accept any liability whatsoever to any person arising out of (a) the use of, reliance on or any error in the Index or (b) investment in or operation of the MassMutual Ascend product(s). The LSE Group makes no claim, prediction, warranty or representation either as to the results to be obtained from the MassMutual Ascend product(s) or the suitability of the Index for the purpose to which it is being put by MassMutual Ascend Life Insurance Company.

The First Trust Barclays Edge Index ("FTIS Index") is a product of FT Indexing Solutions LLC ("FTIS") and is administered and calculated by Bloomberg Index Service Limited and its affiliates (collectively, "BISL"). FIRST TRUST<sup>®</sup> and First Trust Barclays Edge Index are trademarks of First Trust Portfolios L.P. (collectively, with FTIS and their respective affiliates, "First Trust"). The foregoing index and trademarks have been licensed for use for certain purposes by Barclays, Bloomberg, and MassMutual Ascend Life Insurance Company (collectively, the "Licensees") in connection with the FTIS Index and certain products utilizing the FTIS Index (collectively, the "Products").

The Capital Strength Index ("Nasdaq Index") is a product of Nasdaq, Inc. (collectively, with its affiliates, "Nasdaq"). NASDAQ<sup>®</sup>, CAPITAL STRENGTH INDEX<sup>™</sup>, NQCAPST<sup>™</sup>, and NQCAPSTT<sup>™</sup> are trademarks of Nasdaq. The foregoing index and trademarks have been licensed for use for certain purposes by FTIS and Licensees in connection with the FTIS Index and the Products.

The Value Line Dividend Index ("Value Line Index") is a product of Value Line, Inc. ("Value Line"). VALUE LINE<sup>®</sup> and VALUE LINE DIVIDEND INDEX<sup>™</sup> are trademarks or registered trademarks of Value Line. The foregoing index and trademarks have been licensed for use for certain purposes by FTIS and Licensees in connection with the FTIS Index and the Products. The FTIS Index is not sponsored, endorsed, recommended, sold or promoted by Value Line and Value Line makes no representation regarding the advisability of investing in any product utilizing the FTIS Index.

BLOOMBERG<sup>®</sup> is a trademark and service mark of Bloomberg Finance L.P. Bloomberg Finance L.P., BISL, and their affiliates ("Bloomberg") are not affiliated with First Trust or Barclays. Bloomberg's relationship to First Trust and Barclays is only (1) in the licensing of the FIRST TRUST<sup>®</sup>, BARCLAYS<sup>®</sup>, and FIRST TRUST BARCLAYS EDGE INDEX<sup>™</sup> trademarks and (2) to act as the administrator and calculation agent of the FTIS Index, which is the property of FTIS. Bloomberg does not guarantee the timeliness, accurateness, or completeness of the FTIS Index or any data or information relating thereto and shall have no liability in connection with the FTIS Index or any data or information relating thereto.

The Products are not issued, sponsored, endorsed, sold, recommended, or promoted by First Trust, Bloomberg, Nasdaq, Value Line, or their respective affiliates (collectively, the "Companies"). The Companies do not make any representation regarding the advisability of investing in the Products or products based on the FTIS Index, Barclays Indices, Nasdaq Index, or Value Line Index, do not make any warranties or bear any liability with respect to such products, and do not make any warranties or bear any liability with respect to the Products, the FTIS Index, or another party's index.

THE COMPANIES DO NOT GUARANTEE THE ADEQUACY, ACCURACY, TIMELINESS, COMPLETENESS, AND/OR UNINTERRUPTED CALCULATION OF THE PRODUCTS, FTIS INDEX, BARCLAYS INDICES, NASDAQ INDEX, VALUE LINE INDEX, OR ANY DATA INCLUDED THEREIN OR ANY COMMUNICATION WITH RESPECT THERETO, INCLUDING, ORAL, WRITTEN, OR ELECTRONIC COMMUNICATIONS. THE COMPANIES SHALL HAVE NO LIABILITY FOR ANY ERRORS, OMISSIONS, OR INTERRUPTIONS IN THE PRODUCTS, FTIS INDEX, BARCLAYS INDICES, NASDAQ INDEX, OR VALUE LINE INDEX. THE COMPANIES MAKE NO WARRANTY, EXPRESS OR IMPLIED, AS TO THE RESULTS TO BE OBTAINED BY LICENSEES, OWNERS OF THE PRODUCTS OR OF PRODUCTS BASED ON THE FTIS INDEX, BARCLAYS INDICES, NASDAQ INDEX, OR VALUE LINE INDEX, OR BY ANY OTHER PERSON OR ENTITY FROM THE USE OF THE FTIS INDEX, BARCLAYS INDICES, NASDAQ INDEX, OR VALUE LINE INDEX, OR ANY DATA INCLUDED THEREIN.

Neither Barclays Bank PLC ("BB PLC") nor any of its affiliates (collectively "Barclays") is the issuer or producer of MassMutual Ascend's products and Barclays has no responsibilities, obligations or duties to investors in MassMutual Ascend's products. The Barclays US 2Y Treasury Futures Index, Barclays US 5Y Treasury Futures Index, Barclays US 10Y Treasury Note Index, and Barclays Switch USD Signal Index (collectively, the "Indices"), together with any Barclays indices that are components of the Indices, are trademarks owned by Barclays and, together with any component indices and index data, are licensed for use by FTIS in connection with the First Trust Barclays Edge Index.

Barclays' only relationship with the MassMutual Ascend in respect of the Indices is the licensing of the Indices to FTIS, which are administered, compiled and published by BB PLC in its role as the index sponsor (the "Index Sponsor") without regard to MassMutual Ascend's products or investors in MassMutual Ascend's products. Additionally, MassMutual Ascend as issuer or producer of MassMutual Ascend's products may for itself execute transaction(s) with Barclays in or relating to the Indices in connection with MassMutual Ascend's products. Investors acquire MassMutual Ascend's products from MassMutual Ascend and investors neither acquire any interest in the Indices nor enter into any relationship of any kind whatsoever with Barclays upon making an investment in MassMutual Ascend's products. MassMutual Ascend's products are not sponsored, endorsed, sold or promoted by Barclays and Barclays makes no representation regarding the advisability of MassMutual Ascend's products or use of the Indices or any data included therein. Barclays shall not be liable in any way to MassMutual Ascend, investors or to other third parties in respect of the use or accuracy of the Indices or any data included therein.

The iShares MSCI EAFE ETF and the iShares U.S. Real Estate ETF are distributed by BlackRock Investments, LLC. iShares®, BLACKROCK®, and the corresponding logos are registered and unregistered trademarks of BlackRock, Inc. and its affiliates ("BlackRock"), and these trademarks have been licensed for certain purposes by MassMutual Ascend. MassMutual Ascend annuity products are not sponsored, endorsed, sold or promoted by BlackRock, and purchasers of an annuity from MassMutual Ascend do not acquire any interest in the iShares MSCI EAFE ETF or the iShares U.S. Real Estate ETF nor enter into any relationship of any kind with BlackRock. BlackRock makes no representation or warranty, express or implied, to the owners of any MassMutual Ascend annuity product or any member of the public regarding the advisability of purchasing an annuity, nor does it have any liability for any errors, omissions, interruptions or use of the iShares MSCI EAFE ETF or the iShares U.S. Real Estate ETF or any data related thereto.

Please note, this is a general description of the product. Please read your contract, including the endorsements and riders, for definitions and complete terms and conditions, as this is a summary of the annuity's features. For use with contract form ICC24-P1833624NW, endorsement form ICC24-E1826324NW, and rider forms ICC24-R1462324NW and ICC24-R1462424NW (not available in Massachusetts). Contract and rider form numbers may vary by state. Products and features may vary by state, and may not be available in all states.

**Principal Underwriter/Distributor: MM Ascend Life Investor Services, LLC, member FINRA and an affiliate of MassMutual Ascend<sup>SM</sup>.**

Products are issued by MassMutual Ascend Life Insurance Company (Cincinnati, Ohio), a wholly owned subsidiary of Massachusetts Mutual Life Insurance Company (MassMutual).

**All guarantees are subject to the claims-paying ability of MassMutual Ascend.**

This content does not apply in the state of New York.

**NOT A BANK OR CREDIT UNION DEPOSIT OR OBLIGATION • NOT FDIC OR NCUA-INSURED • NOT INSURED BY ANY FEDERAL GOVERNMENT AGENCY • MAY LOSE VALUE • NOT GUARANTEED BY ANY BANK OR CREDIT UNION**

**∴ MassMutual Ascend**