

# Index Summit 6

A registered index-linked annuity from Great American Life Insurance Company®



**GREATAMERICAN**  
LIFE INSURANCE CO.  
a MassMutual company

Uncomplicate Retirement®





Photo submitted by **Lynn** from **Texas**, valued annuity customer since 2017.

# Index Summit 6

---

A registered index-linked annuity that allows you to:



## Participate in market growth

Opportunity to grow your money without investing directly in the market.



## Take advantage of tax deferral

Your money may grow at a faster rate since taxes are deferred until you take a withdrawal or annuitize your contract.



## Limit your downside risk

Each indexed strategy reduces risk with either a downside participation rate or buffer.



## Put your money to work for you

There are no upfront or recurring charges, meaning all of your money goes to work for you. A charge will apply if you take a withdrawal in excess of the penalty-free withdrawal amount during the early withdrawal charge period.



## Leave a legacy with a return of premium death benefit

The death benefit is the greater of the account value or purchase payments reduced proportionately for withdrawals, so you can leave a legacy for your loved ones in the event of your passing.



## Enjoy guaranteed lifetime income

Unlike equity and fixed income investments, the Index Summit 6<sup>®</sup> provides the opportunity to turn the money you've accumulated in your annuity into a guaranteed stream of retirement income that can last for the rest of your life.

The Index Summit 6 has a 6-year early withdrawal charge schedule.

The Index Summit 6 is a security that can only be sold through a Broker/Dealer that is contracted with Great American Life Insurance Company. This material must be preceded or accompanied by a prospectus. To obtain a copy of the prospectus, visit [GAIG.com/RILArates](http://GAIG.com/RILArates).

## What Is An Annuity?

---



Simply put, an annuity is a contract between you and an insurance company. It is a long-term financial vehicle that's designed to grow your money on a tax-deferred basis, and then provide a stream of income during your retirement. In fact, other than pensions, **annuities are the only products that provide guaranteed lifetime income.**

Great American Life® is committed to offering annuities that are simpler and easier to understand – helping to achieve your goals with no surprises.

Registered index-linked annuities are issued by Great American Life Insurance Company, a wholly owned subsidiary of MassMutual. All guarantees are subject to the claims-paying ability of Great American Life.



Photo submitted by  
**William** from **Washington**,  
valued annuity customer  
since 2014.



# Finding The Right Balance

---

There's no one-size-fits-all approach to retirement planning, and it's important to consider the possible outcomes of different investment options.

Investing in equities can be a lucrative way to grow your savings, but with no protection against loss of principal, a market downturn could wipe out years of savings.

Fixed income investments, such as money market or bond funds, can provide some protection against market downturns. However, such investments could provide little in return, jeopardizing your retirement plans.



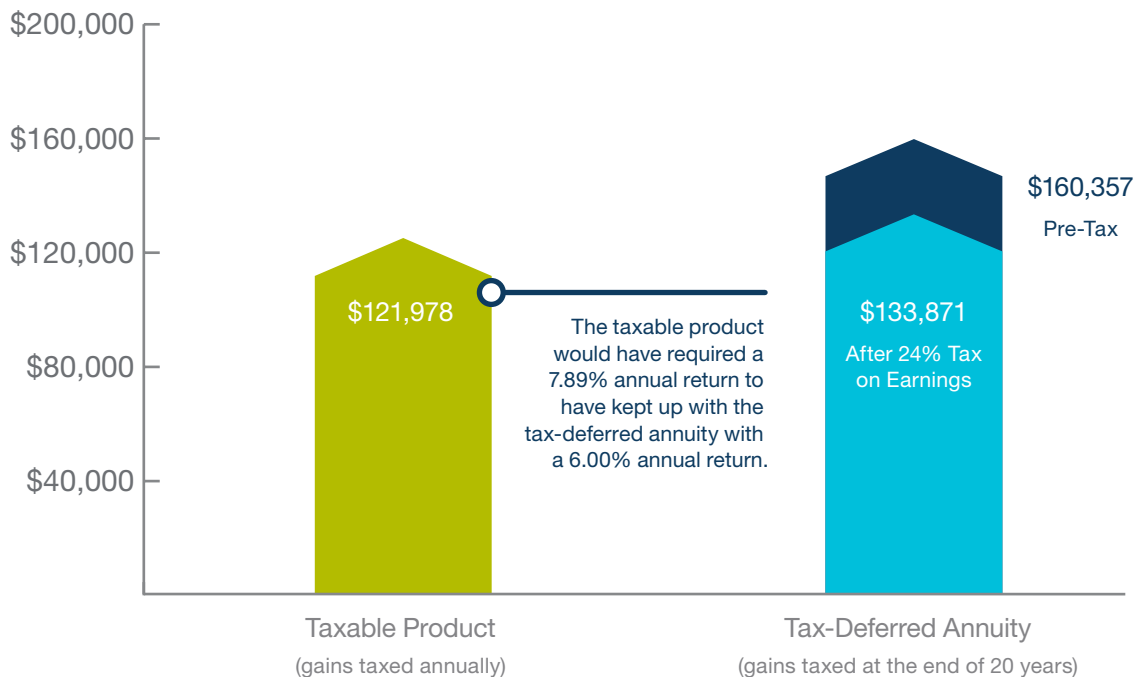
Fortunately, there's a solution that can help bring balance to your portfolio. The Index Summit 6<sup>®</sup> registered index-linked annuity lets you participate in market growth, reduces downside exposure and allows assets to grow tax-deferred, meaning your money can accumulate faster than it would in a taxable investment.

# The Power Of Tax Deferral

Many investment vehicles are subject to income tax on an annual basis. With an Index Summit 6, you can defer paying taxes until you take a withdrawal, allowing your money to grow at a faster rate.

The following chart shows how a purchase payment of \$50,000 grows in a tax-deferred annuity compared to a taxable product over the course of 20 years.

After paying a 24% tax on its earnings, the tax-deferred annuity outgrew the taxable product by more than \$11,000. This increased growth can help you accumulate more income for your retirement years.



This graph assumes the taxable product and the tax-deferred annuity grow at an annual rate of 6%. This is a hypothetical scenario for illustration purposes only, and does not reflect interest rates of any specific annuity offered by Great American Life.

This graph assumes the investing party has a marginal tax bracket of 24%. In 2020, the 24% tax bracket for a married couple applies to taxable income over \$171,050 and not over \$326,600. Capital gains and dividend tax rates may be lower than the 24% illustrated rate and change the comparison results. Consider your current and anticipated tax brackets in making your investment decisions, as they may also impact comparison results. Certain qualified investments, such as a traditional IRA, offer an upfront tax deduction or exclusion for contributions. Other qualified investments, such as a Roth IRA, offer a tax exclusion for earnings. The value of these additional benefits is not illustrated. If you are under age 59½, the taxable amount withdrawn from a qualified or non-qualified annuity is generally subject to a 10% federal penalty tax.

This information is not intended or written to be used as legal or tax advice. It was written solely to provide general information and support the sale of annuity products. You should seek advice on legal or tax questions based on your particular circumstances from an attorney or tax advisor.

# Easier Recovery From Loss With Reduced Market Exposure

When market volatility hits, it can take a significant return to recover from loss – and as you near retirement, you may not have time to rebuild those lost savings. Take a look at the returns that would be required to break even after various market downturns.

Market Loss	Required Return
-10%	11%
-20%	25%
-30%	43%
-40%	67%
-50%	100%
-60%	150%
-70%	233%

When you purchase an Index Summit 6<sup>®</sup> annuity, you choose from indexed strategies that are linked to the values of external indexes or exchange traded funds. The Index Summit 6 offers three types of indexed strategies:

- 50% downside participation rate with cap
- 50% downside participation rate with upside participation rate
- 10% buffer with upside participation rate

All types of indexed strategies provide market-linked growth potential *and* partial downside protection, which can reduce the impact of market downturns.

On the following pages, we'll take a closer look at how the indexed strategies work.

For more information about how strategy values are calculated, including the different methods used to calculate values before the end of a term, please see the product prospectus.





# How A Downside Participation Rate With Cap Strategy Works

---

The Index Summit 6<sup>®</sup> offers 1-year and 2-year downside participation rate with cap strategies, which provide earning potential up to a cap and protect against half of index losses with a 50% downside participation rate each 1- or 2- year term.

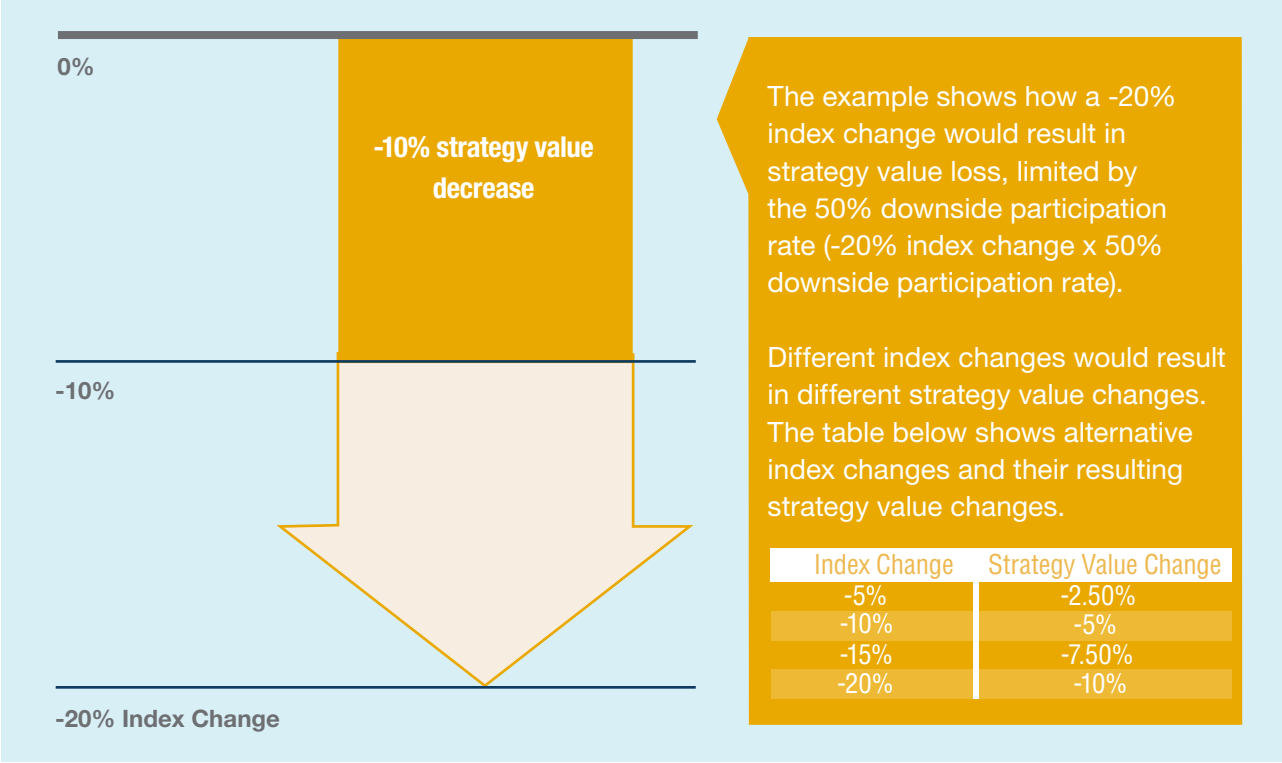
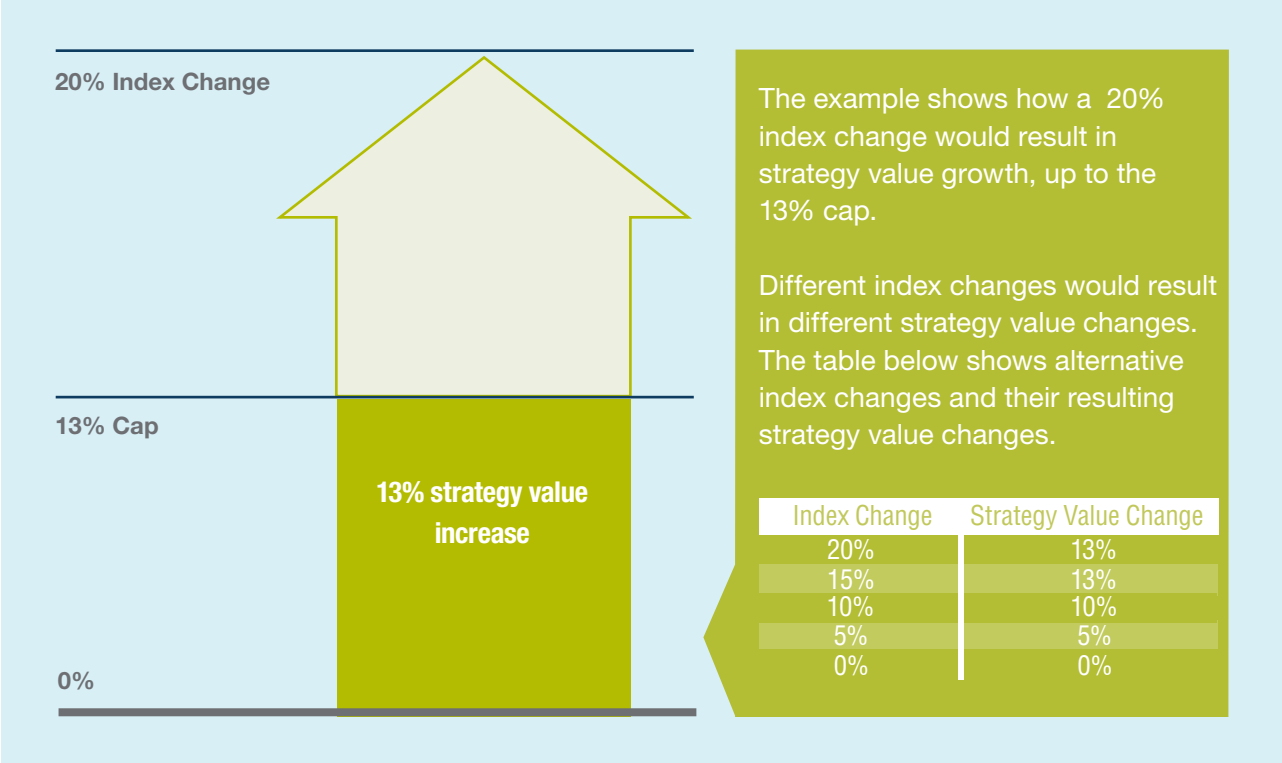
Here's how it works:

- ▶ If the index change is positive at the end of a term, the strategy value grows, up to a cap
- ▶ If the index change is negative at the end of a term, the strategy value decreases, limited by the 50% downside participation rate

Let's take a look at how the a 50% downside participation rate with cap strategy value would have changed in the event of positive and negative index performance.



The following example illustrates hypothetical 50% downside participation rate with cap strategy returns when the index change is **positive** and **negative**. The example assumes the 50% downside participation rate with cap strategy offered a 13% cap.



# How A Downside Participation Rate With Upside Participation Rate Strategy Works

---

The Index Summit 6<sup>®</sup> offers 1-year and 2-year downside participation rate with upside participation rate strategies, which provide earning potential limited by an upside participation rate and protect against half of index losses with a 50% downside participation rate each 1- or 2-year term.

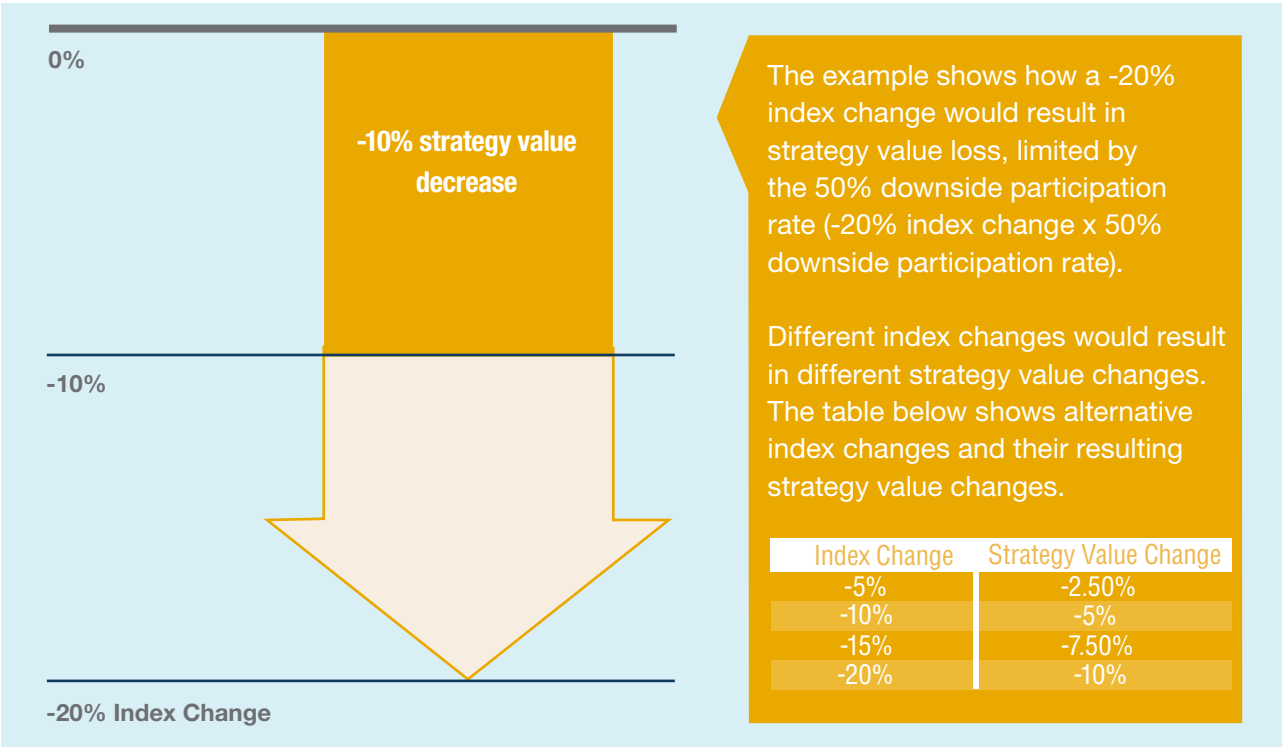
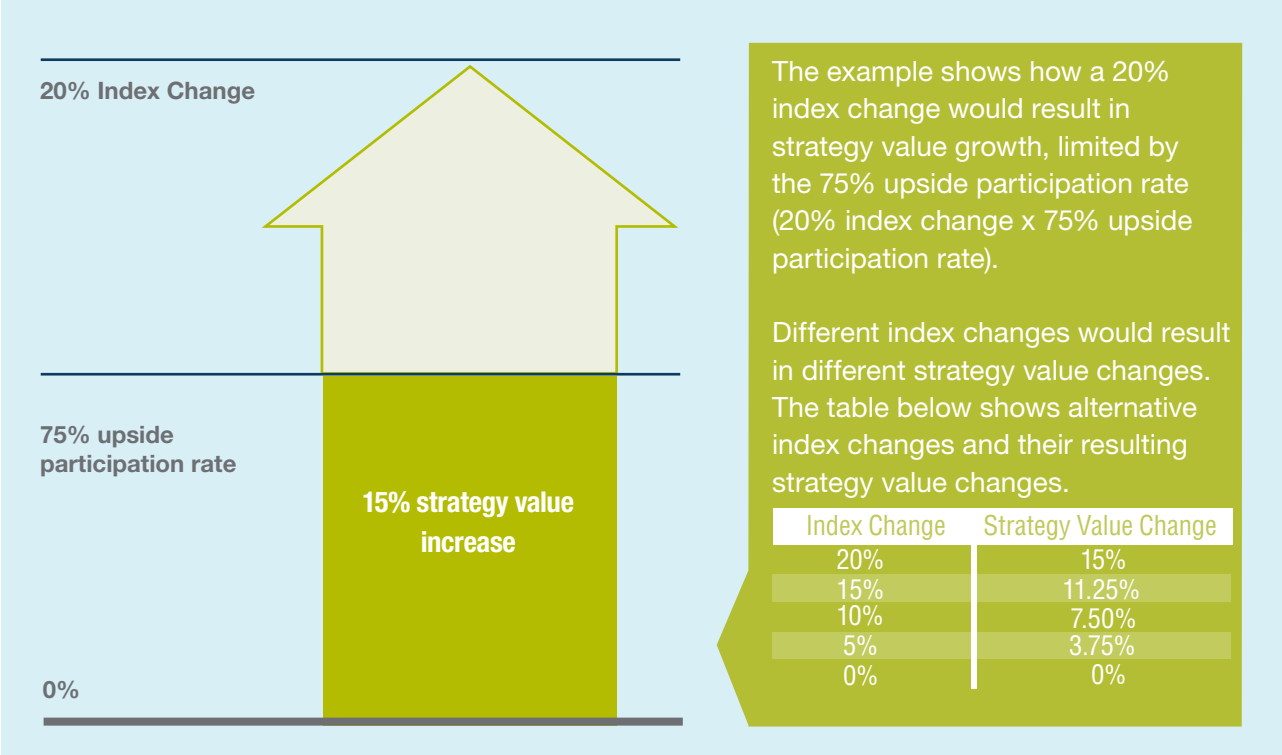
Here's how it works:

- If the index change is positive at the end of a term, the strategy value grows, limited by an upside participation rate
- If the index change is negative at the end of a term, the strategy value decreases, limited by the 50% downside participation rate

Let's take a look at how the a 50% downside participation rate with upside participation rate strategy value would have changed the event of positive and negative index performance.



The following example illustrates hypothetical 50% downside participation rate with upside participation rate strategy returns when the index change is **positive** and **negative**. The example assumes the 50% downside participation rate with upside participation rate strategy offered a 75% upside participation rate.



# How A Buffer With Upside Participation Rate Strategy Works

---

The Index Summit 6<sup>®</sup> offers a 6-year 10% buffer indexed strategy, which provides earning potential limited by an upside participation rate and protects against the first 10% of index losses each 6-year term.

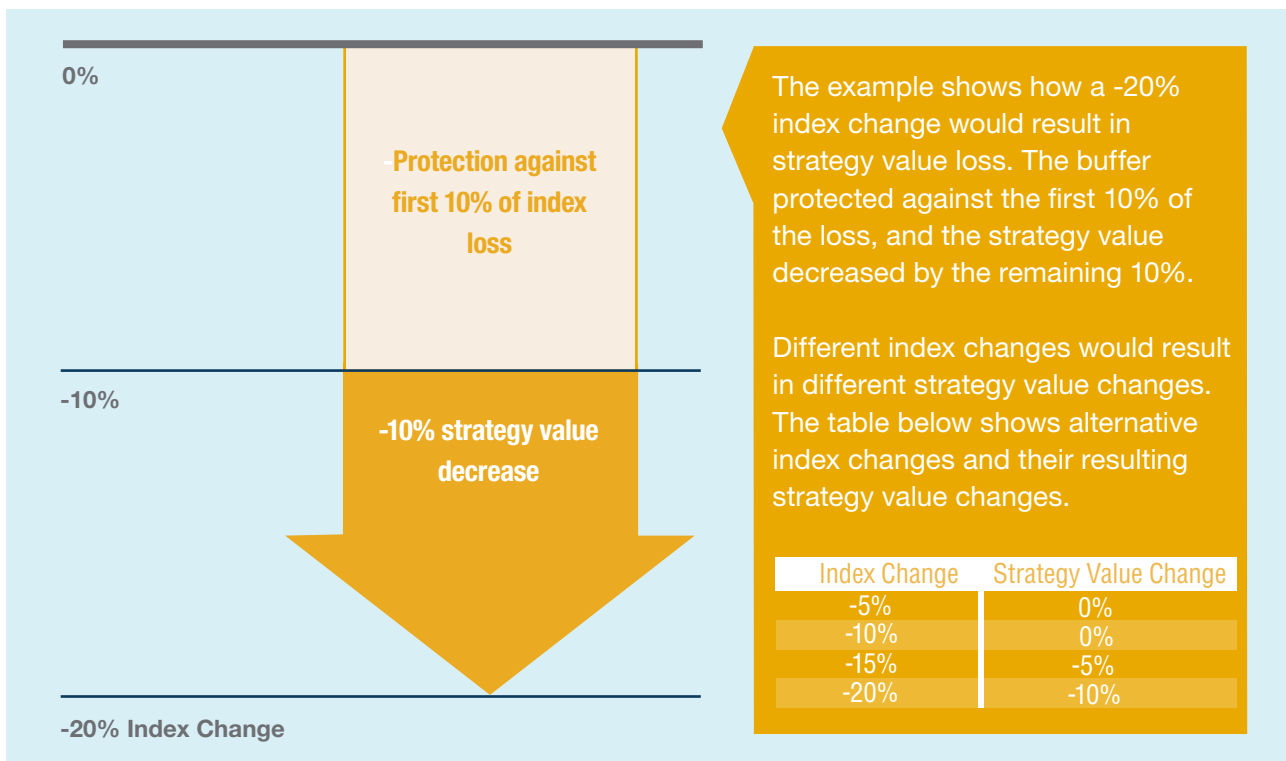
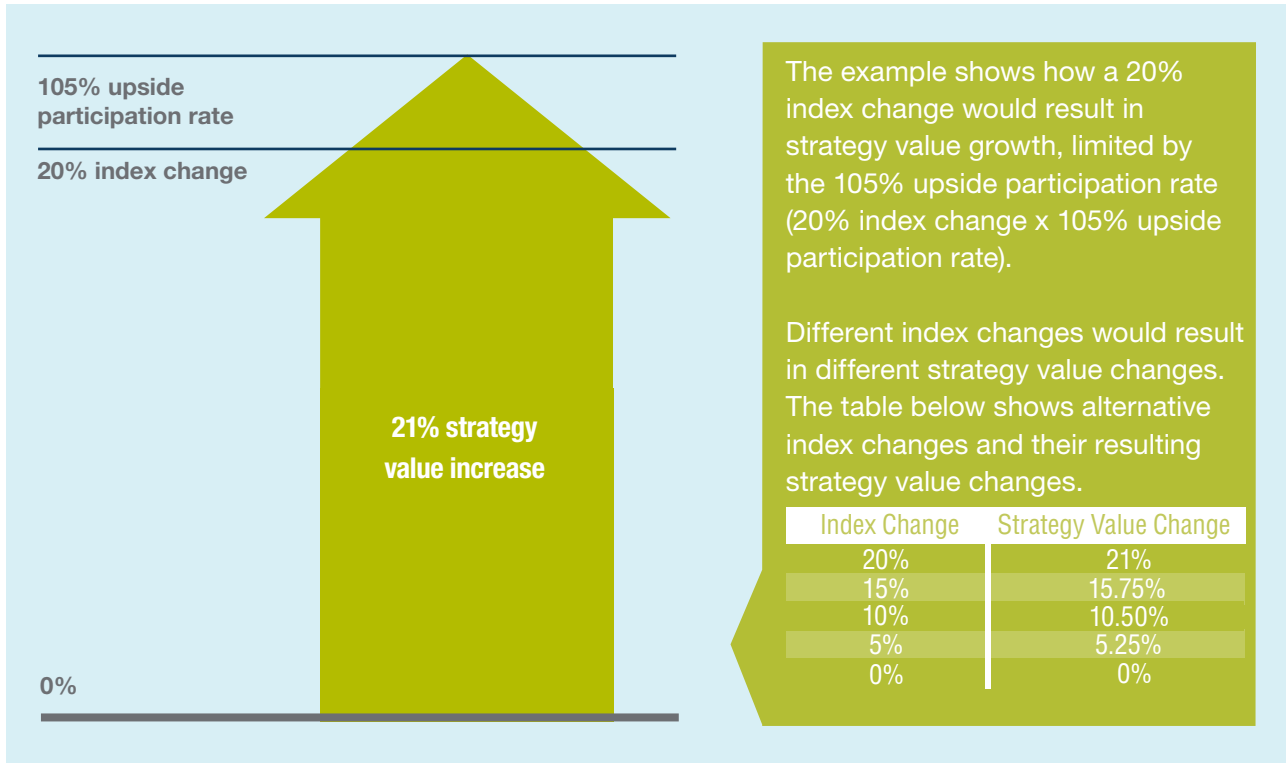
Here's how it works:

- If the index change is positive at the end of a term, the strategy value grows, limited by an upside participation rate
- If the index change is negative at the end of a term, the strategy value is protected against the first 10% of the index loss
- If the negative index change is between 0 and -10%, the strategy value will not decrease
- If the negative index change is greater than -10%, the strategy value will decrease by the remaining loss in excess of -10%

Let's take a look at how a 10% buffer with upside participation rate strategy value would have changed in the event of positive and negative index performance.

The S&P 500 6-Year 10% Buffer with Upside Participation Rate Strategy is only available for a term that starts in the first contract year.

The following example illustrates hypothetical 10% buffer with upside participation rate strategy returns when the index change is **positive** and **negative**. The example assumes the 10% buffer with upside participation rate strategy offered a 105% upside participation rate.



## Diversifying Your Earning Potential

---

Now that you know how caps, upside participation rates, downside participation rates and buffers are applied within indexed strategies, let's take a look at the underlying index and exchange traded funds (ETFs) that these indexed strategies are linked to:

- ▶ **S&P 500<sup>®</sup> Index:** Includes stocks issued by 500 of the top companies in leading industries of the U.S. economy
- ▶ **iShares MSCI EAFE ETF:** Seeks to track the investment results of an index composed of developed market equities, including those in Europe, Australia, Asia and the Far East, but excluding the U.S. and Canada
- ▶ **iShares U.S. Real Estate ETF:** Seeks to track the performance of the Dow Jones U.S. Real Estate Index, which is composed primarily of U.S. equities in the real estate sector and real estate investment trusts (REITs)


By allocating your money among the various strategies, you can diversify your earning potential.



The underlying index and ETFs are well-known, which means their daily value information is readily available from reliable and credible sources.







## Accessing Your Money

---

The Index Summit 6<sup>®</sup> is intended to be a long-term product. However, you will have access to a portion of your money each year without charges.

During the first contract year, you may withdraw up to 10% of your purchase payments. After the first contract year, 10% of the account value as of the most recent contract anniversary may be withdrawn.

It's important to note withdrawals in excess of this amount will be subject to **early withdrawal charges**. Early withdrawal charges end after six years.



If you withdraw money from an indexed strategy before the end of a term, it will affect your return for that term and may have a significant negative effect.

For annuity contracts, income earned on the contract is subject to income tax as ordinary income when withdrawn. If you are under age 59½, the taxable amount may also be subject to a 10% federal penalty tax. Generally income tax rates on ordinary income are higher than capital gains tax rates on long-term capital gains and qualified dividend income.





*Cincinnati, Ohio: Home of Great American Life Insurance Company*

Our simple promise to you: superior service  
and annuities that are easier to understand.

# Great American Life. It Pays To Keep Things Simple.®

---

## **Why choose Great American Life?**

As a leading provider of annuities, Great American Life Insurance Company is committed to helping people plan for a secure retirement. We offer a level of financial strength that our customers can count on. We are a wholly owned subsidiary of MassMutual, one of the largest life insurance companies in the U.S., founded in 1851.

## **Our simple promise**

When it comes to planning for your future, we believe it pays to keep things simple. From the products we offer to the service we provide, we make things as easy as possible. Whenever you have a question, we're only a phone call away. It's part of our simple promise to you: superior service and annuities that are easier to understand.

# Index Summit 6

## Registered Index-Linked Annuity Features

Issue ages	<p>Qualified: 0–80          Non-qualified: 0–80          Inherited IRA: 0–75          Inherited non-qualified: 0–75</p>																
Purchase payments	<p>You can purchase this annuity with an initial purchase payment of \$25,000 or more. You can add to your annuity during the first two contract months with additional purchase payments of at least \$10,000.</p>																
Charges	<p>There are no upfront or recurring charges.</p>																
Penalty-free withdrawals	<p>During the first contract year, you may withdraw up to 10% of your purchase payments. After the first contract year, 10% of the account value as of the most recent contract anniversary may be withdrawn.</p>																
Early withdrawal charge	<p>An early withdrawal charge is applied to surrenders and withdrawals that exceed the penalty-free withdrawal allowance during the first six contract years.</p>																
	<table border="1"> <thead> <tr> <th>Contract year</th> <th>1</th> <th>2</th> <th>3</th> <th>4</th> <th>5</th> <th>6</th> <th>7+</th> </tr> </thead> <tbody> <tr> <td>Early withdrawal charge rate</td> <td>8%</td> <td>7%</td> <td>6%</td> <td>5%</td> <td>4%</td> <td>3%</td> <td>0%</td> </tr> </tbody> </table>	Contract year	1	2	3	4	5	6	7+	Early withdrawal charge rate	8%	7%	6%	5%	4%	3%	0%
Contract year	1	2	3	4	5	6	7+										
Early withdrawal charge rate	8%	7%	6%	5%	4%	3%	0%										
Crediting strategies	<p>Declared rate          S&amp;P 500®</p> <ul style="list-style-type: none"> <li>➤ 1-Year 50% Downside Participation Rate with Cap</li> <li>➤ 1-Year 50% Downside Participation Rate with Upside Participation Rate</li> <li>➤ 2-Year 50% Downside Participation Rate with Cap</li> <li>➤ 2-Year 50% Downside Participation Rate with Upside Participation Rate</li> <li>➤ 6-Year 10% Buffer with Upside Participation Rate</li> </ul> <p>iShares MSCI EAFE ETF</p> <ul style="list-style-type: none"> <li>➤ 1-Year 50% Downside Participation Rate with Upside Participation Rate</li> <li>➤ 2-Year 50% Downside Participation Rate with Upside Participation Rate</li> </ul> <p>iShares U.S. Real Estate ETF</p> <ul style="list-style-type: none"> <li>➤ 1-Year 50% Downside Participation Rate with Upside Participation Rate</li> <li>➤ 2-Year 50% Downside Participation Rate with Upside Participation Rate</li> </ul> <p>The declared rate will never be less than the minimum set out in the strategy endorsement, which will be at least 1%. A cap will never be lower than 1%, and an upside participation rate will never be lower than 5%.</p> <p>The S&amp;P 500 6-Year 10% Buffer with Upside Participation Rate Strategy is only available for a term that starts in the first contract year.</p> <p>Available strategies may vary by state and by distribution. Declared rate strategy not available in Missouri.</p>																

Indexed strategy values

The value of an indexed strategy changes from day to day throughout each term. The method used to calculate the strategy value depends on whether the value is being calculated at the end of a term or during a term.

At the end of a term, the value of an indexed strategy is increased for any rise in the applicable index/ETF over the term or decreased for any fall in the applicable index/ETF over the term. Any increase for the term is limited by a cap or an upside participation rate. For all strategies, any decrease for the term is limited by the downside participation rate.

Indexed strategy values  
*continued...*

Before the end of a term, the value of an indexed strategy is increased or decreased by the daily value percentage. The daily value percentage is not tied directly to the underlying index, but is based on the prices of hypothetical options related to the index, adjusted for the costs of acquiring and exiting such options.

**The prospectus that preceded or accompanies this brochure contains more information about the risks of investing in this contract, how withdrawals affect strategy values, a more detailed explanation of how strategy values are calculated and examples of such calculations.**

Extended care waiver rider

After the first contract year, if you are confined to a hospital, nursing home or long-term care facility for at least 90 consecutive days, you have the option to withdraw up to 100% of the account value without incurring an early withdrawal charge. To qualify under this rider, a hospital, nursing home or long-term care facility must provide nursing services 24 hours a day and the confinement must be prescribed by a physician and be medically necessary, and comply with other terms and conditions set out in the rider.

In California, the applicable rider provides for a waiver under an expanded set of circumstances set out in that rider. Not available in Massachusetts.

Terminal illness waiver rider

After the first contract year, if you are diagnosed by a physician as having a terminal illness, you have the option to withdraw up to 100% of the account value without incurring an early withdrawal charge. A terminal illness is defined as having a prognosis of survival of 12 months or less, or a longer period as required by state law. This waiver may be used only once.

Not available in Massachusetts.



Annuities are intended to be long-term products and may not be suitable for all investors. Withdrawals from an annuity contract may have tax consequences.

Great American Life Insurance Company is not an investment adviser and the information provided in this document is not investment advice. You should consult with your investment professional for advice based on your personal circumstances and financial situation.

The S&P 500 Index is a product of S&P Dow Jones Indices LLC or its affiliates (“SPDJ”) and has been licensed for use by Great American Life Insurance Company®. Standard & Poor’s® and S&P® are registered trademarks of Standard & Poor’s Financial Services LLC (“S&P”); Dow Jones® is a registered trademark of Dow Jones Trademark Holdings LLC (“Dow Jones”); and these trademarks have been licensed for use by SPDJI and sublicensed for certain purposes by Great American Life. Great American Life’s products are not sponsored, endorsed, sold or promoted by SPDJI, Dow Jones, S&P, or their respective affiliates, and none of such parties makes any representation regarding the advisability of investing in such products nor do they have any liability for any errors, omissions, or interruptions of the S&P 500 Index.

The iShares MSCI EAFE ETF and the iShares U.S. Real Estate ETF are distributed by BlackRock Investments, LLC. iShares®, BLACKROCK®, and the corresponding logos are registered and unregistered trademarks of BlackRock, Inc. and its affiliates (“BlackRock”), and these trademarks have been licensed for certain purposes by Great American Life Insurance Company. Great American Life annuity products are not sponsored, endorsed, sold or promoted by BlackRock, and purchasers of an annuity from Great American Life do not acquire any interest in the iShares MSCI EAFE ETF or the iShares U.S. Real Estate ETF nor enter into any relationship of any kind with BlackRock. BlackRock makes no representation or warranty, express or implied, to the owners of any Great American Life annuity product or any member of the public regarding the advisability of purchasing an annuity, nor does it have any liability for any errors, omissions, interruptions or use of the iShares MSCI EAFE ETF or the iShares U.S. Real Estate ETF or any data related thereto.

Please note, this is a general description of the product. Please read your contract, including the endorsements and riders, for definitions and complete terms and conditions, as this is a summary of the annuity’s features. For use with contract forms P1825218NW and P1825218ID, endorsement form E1826318NW, and rider forms R1462416NW and R1462316NW (not available in Massachusetts). Contract and rider form numbers may vary by state. Products and features may vary by state, and may not be available in all states.

**Principal Underwriter/Distributor: Great American Advisors, LLC, member FINRA and an affiliate of Great American Life Insurance Company.**

Products are issued by Great American Life Insurance Company® (Cincinnati, Ohio), a wholly owned subsidiary of MassMutual. © 2022 Great American Life Insurance Company. All rights reserved.

All guarantees are subject to the claims-paying ability of Great American Life.

Great American® appearing with the Great American Logo is a registered trademark of Great American Insurance Company and is used under license.

Not FDIC or NCUSIF Insured

No Bank or Credit Union Guarantee

Not Insured by any Federal Government Agency

Not a Deposit

May Lose Value