



MassMutual Ascend: Where insurance meets investing

Fee-based solutions designed with investment advisors in mind

At MassMutual Ascend we pride ourselves as the go-to insurance carrier for investment advisors. From our comprehensive suite of fee-based annuities to our advanced integration capabilities, you'll find that it's simple to incorporate our insurance solutions into your investment advisory practice.

WHAT YOU'LL FIND INSIDE



Incorporating annuities into a portfolio



Fee-based products designed with you in mind



Guaranteed lifetime income options



Seamless integration into your practice



Why consider MassMutual Ascend

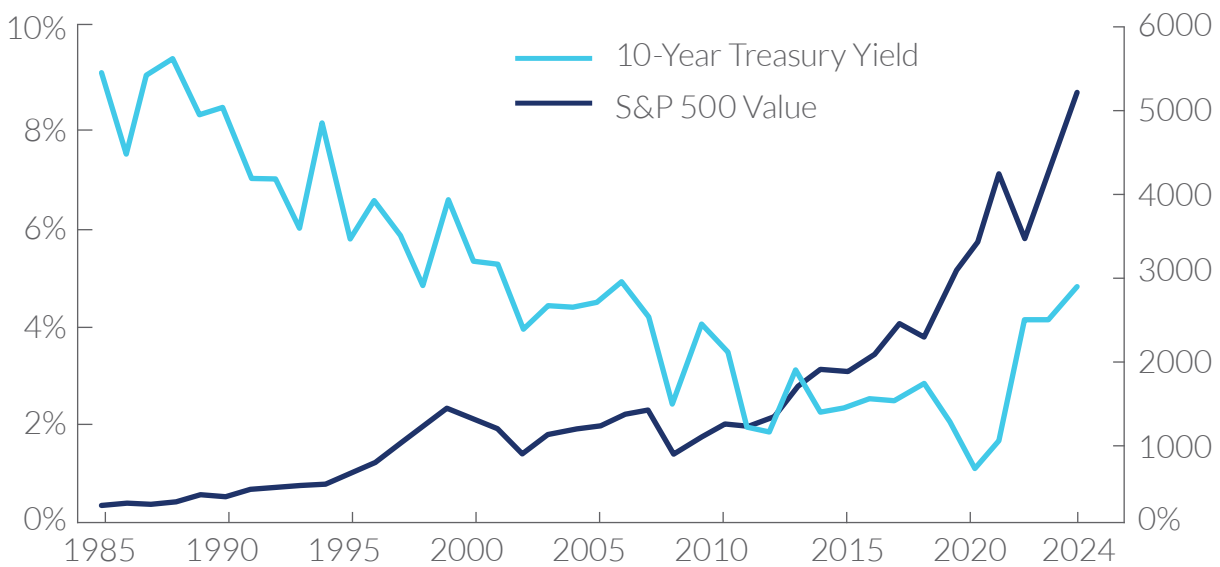


Fixed-indexed annuities offered by MassMutual Ascend are insurance products, not investments. MassMutual Ascend is not an investment advisor and the information provided in this document is not investment advice.

Are your clients receiving the protection and growth they need?

Unpredictable equity markets may make fixed income investments look like an attractive way to bring safety and stability to your clients' portfolios. However, interest rates and yields have generally trended down over the last 35 years.

Equity investments offer growth potential, but may be too volatile for individuals with a shorter investment horizon, like those in or near retirement. While the S&P 500® is hovering near all-time highs, there is no knowing where it will go next.



Values as of December 31 of each year.

Sources: S&P Dow Jones Indices and <https://fred.stlouisfed.org>.

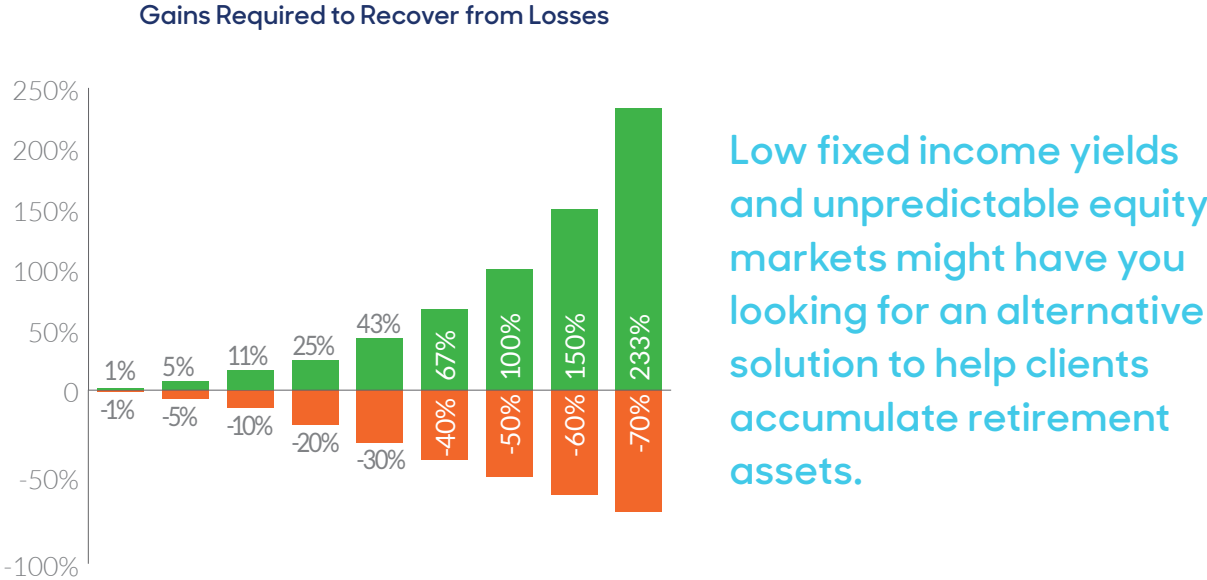
Data as of December 31, 2024.

Early 2020 marked the end of the longest-running bull market in modern history. Unfortunately, when long-run bull markets end, the decline can be dramatic. In fact, the average bear market return since 1929 is -40%.

Historical Bear Markets	Decline from All-time High	Historical Bear Markets	Decline from All-time High
1929-1932	-86%	1973-1974	-48%
1937-1942	-60%	1980-1982	-27%
1946-1949	-30%	1987	-34%
1956-1957	-22%	2000-2002	-49%
1961-1962	-28%	2007-2009	-57%
1966	-22%	2020	-34%
1968-1970	-36%	2022	-25%

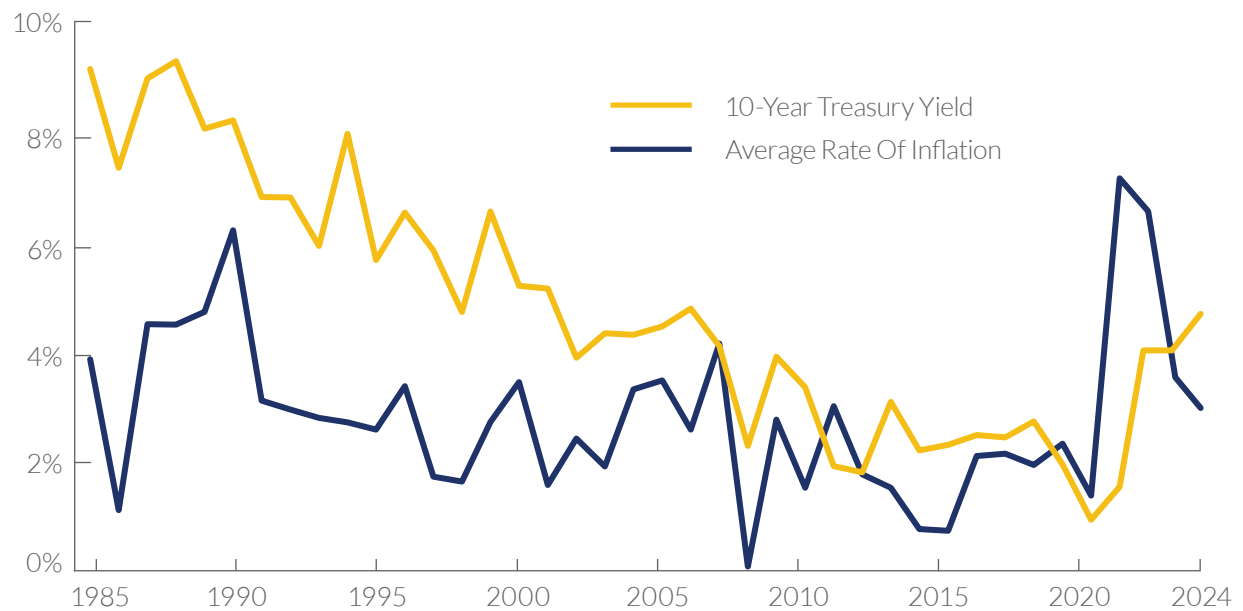
Average Bear Market Return (1929-2024): -40%

Plus, it can take a significant return to recover from loss.



Will your clients have enough retirement income?

With retirees living longer and healthier lives, developing a reliable lifetime income strategy is an important step that shouldn't be overlooked. Fixed income investments are commonly used as a source of retirement income. But when higher inflation rates reduce the value of a dollar, a portfolio paying a fixed interest rate may fall behind and ultimately generate less retirement income.



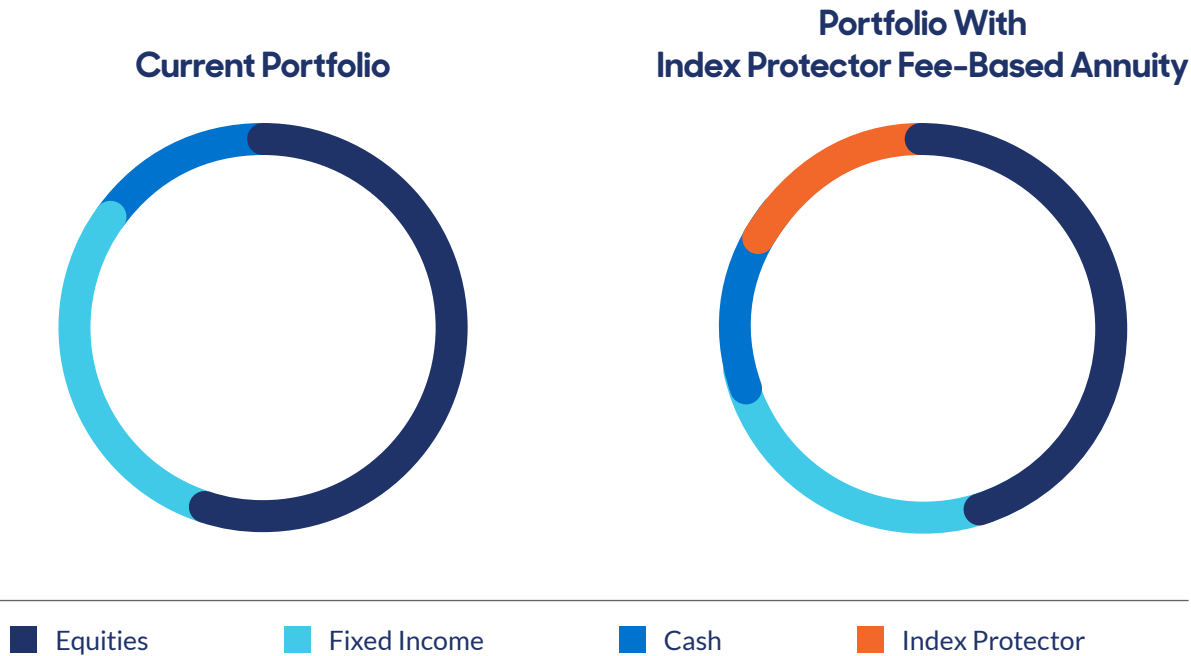
As of January 2025, Americans cite inflation as one of the top economic problems in our country.

Source: Gallup, January 2025

Alternative solutions designed for protection, growth and income

So how can you help your growth-focused clients take advantage of positive market performance without exposing them to too much risk? Allocating a portion of their portfolio to an Index Protector fee-based fixed-indexed annuity may be the answer.

Some of your clients may follow the traditional 60/40 allocation model, with 60% invested in equities and 40% in bonds. However, low bond yields may make this approach less appealing. Here's how an Index Protector could be incorporated into and help protect a client's portfolio:



Reallocating a portion of a client's portfolio to a fee-based annuity can help provide greater accumulation potential than other low-yielding fixed income investments, while also protecting their assets from market volatility.

Growth opportunity through indexed strategies

An Index Protector fee-based annuity can help clients grow their assets with strategies that earn interest based on the following indexes and ETFs:

- S&P 500® Index
- iShares MSCI EAFE ETF
- First Trust Barclays Edge Index

The following analysis uses one-year rolling periods to analyze the performance of each strategy. Observations represent how each strategy would have performed if someone allocated money to it every day and a term started every day during the specified time frame.

	Maximum Return	Average Return
S&P 500® Index 1-year point-to-point strategy with 10% cap	10.00%	6.99%
iShares MSCI EAFE ETF 1-year point-to-point strategy with 11% cap	11.00%	5.11%
First Trust Barclays Edge Index 1-year point-to-point with 15% cap	15.00%	5.00%

Index returns are from December 31, 2014 to December 31, 2024 and are based on 2,349 observations.

The launch date of the First Trust Barclays Edge Index was April 14, 2023.

Strategies linked to the First Trust Barclays Edge Index (FTEDGE7) provide returns based, in part, on the change in net asset value of the underlying investments of the Index. The net asset value change includes dividends that might be paid on the underlying investments of the Index.

Returns prior to the index launch date are back-tested. Back-tested performance is not actual performance, but is hypothetical. Back-tested returns were calculated using the same methodology that was in effect when the index was officially launched. Back-tested performance is subject to inherent limitations because it reflects application of an index methodology and selection of index constituents in hindsight. No theoretical approach can take into account all of the factors in the markets in general and the impact of decisions that might have been made during the actual operation of an index. Past performance does not guarantee future results. Historical and back-tested returns are not indicative of the interest that would have been credited to a fixed-indexed annuity during the same time period.

Maximum return for a strategy with a participation rate is based on the single highest return for any one-year period during the specified time frame. Indexed interest rates for a strategy are based on index changes over one-year terms, which begin on the 6th and 20th of a month. The information presented above reflects hypothetical caps and participation rates, which are not guaranteed rates. The actual caps and participation rates that we might have applied during this period would have been different and might have been significantly lower.

Historical values of the S&P 500 are based on the S&P 500 Price Return Index (SPX). Historical values of the S&P 500 Risk Control 10% Index are based on the S&P 500 Average Daily Risk Control 10% Price Return Index. These indexes do not include dividends paid on any of the stocks included in the index. You cannot invest directly in an index.

Historical values of the iShares MSCI EAFE ETF strategies are based on ETF closing prices and do not include dividends earned on the ETFs.

The S&P 500 Risk Control 10% Index refers to the S&P 500 Average Daily Risk Control 10% USD Price Return Index. For more information, visit US.SPIndices.com and search keyword SPXAV10P. To learn more about the iShares MSCI EAFE ETF, visit iShares.com and search ticker symbol EFA.

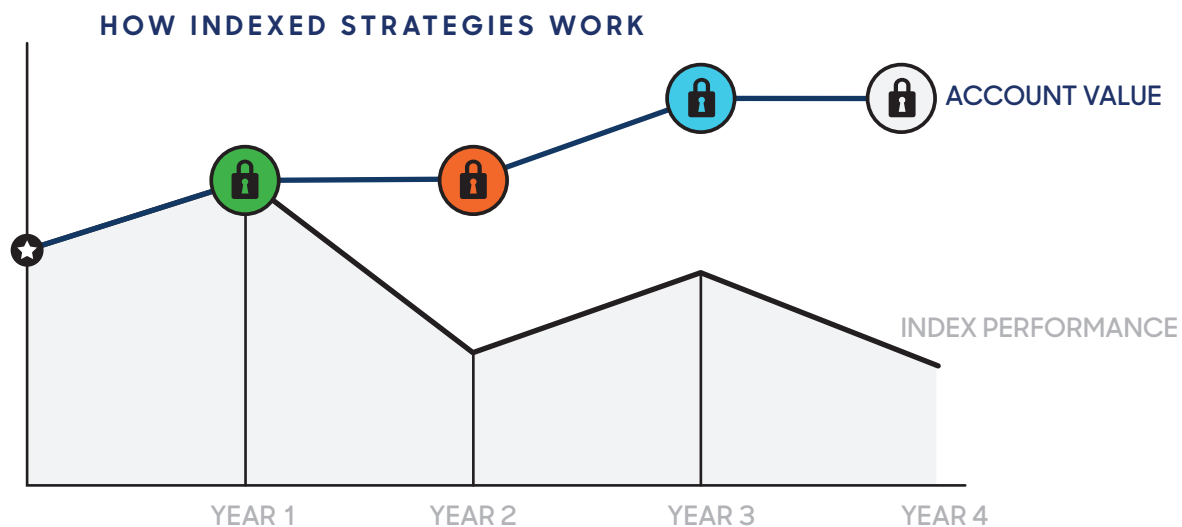


Indexed strategies in action

Not only do indexed strategies provide the opportunity to earn interest based on market growth, but they keep your clients' money protected in the event of market declines.

When index performance is positive, interest is credited and locked in. This means the annuity cannot lose value due to future market performance.

On the other hand, if index performance is negative, the annuity won't lose money – but can still earn interest during future terms. Let's take a look at how it works.



YEAR 1

Index performance is positive.

The annuity earns interest that is locked in and protected from future index declines.

YEAR 2

Index performance is negative.

The principal and earnings remain protected, leaving the account value unchanged.

YEAR 3

The index begins to recover.

The annuity earns interest, even though the index has not made up its previous loss.

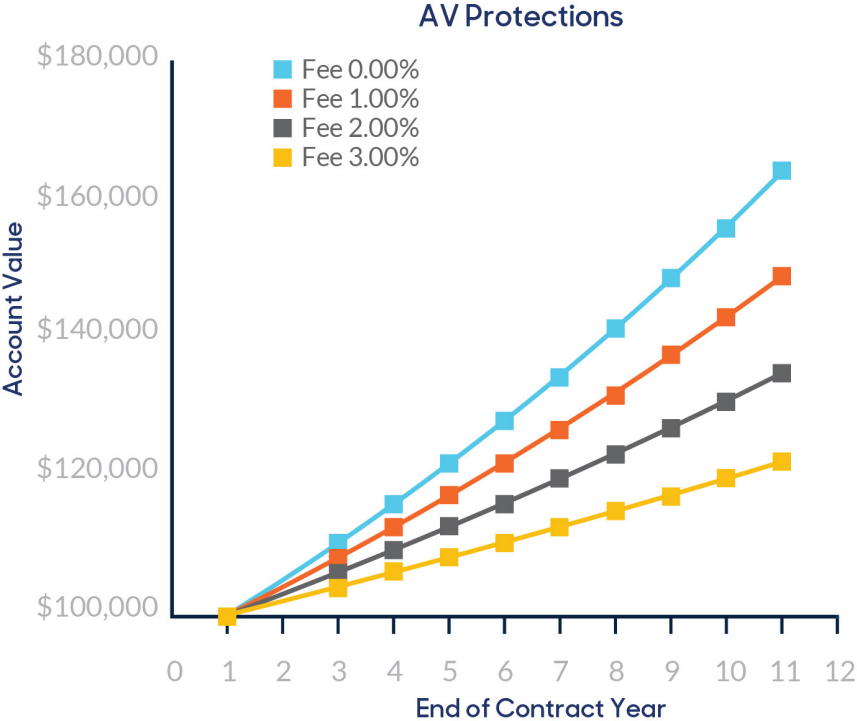
The example above is for illustrative purposes only. It does not reflect actual index performance.

Accumulate more by saving on fees

When determining the right investment or savings product for your client, it's important to look at the product as a whole, which includes fees, expenses or other constraints. The Index Protector products do not include annual administrative charges, rider fees or early withdrawal charges, which may mean your client saves on fees.

How fees impact the account value

The hypothetical example below shows how various fees would impact a \$100,000 investment growing at 5% annually for 10 years. You can see how annual fees can have a significant impact on the account value.



Annual fees for variable annuities include the mortality and expense charge, the average expense ratio of all subaccounts available under the annuity and the charge for an optional guaranteed income rider. These fees do not apply to MassMutual Ascend's fee-based annuities.

Withdrawals may be subject to market value adjustments. Returns may be subject to annual caps. When discussing fees, the investment adviser should include any advisory fee and whether or not it would be withdrawn from the annuity on a periodic basis.

Index Protector 5 product details

ISSUE AGES	<ul style="list-style-type: none"> • Qualified & Non-qualified: 0-89 • Inherited IRA & Inherited Non-qualified: 0-75
PURCHASE PAYMENTS	Minimum: \$50,000; additional purchase payments accepted in first two contract months; minimum \$25,000
RETURN OF PREMIUM FEATURE	None
FREE WITHDRAWALS	10% free withdrawals beginning first contract year
EARLY WITHDRAWAL CHARGES	None
MARKET VALUE ADJUSTMENTS	MVAs that end after five years
INDEXED STRATEGIES	<ul style="list-style-type: none"> • 1-year declared rate • S&P 500® 1-year point-to-point with cap • iShares MSCI EAFE 1-year point-to-point with cap • First Trust Barclays Edge Index 1-year point-to-point with cap • First Trust Barclays Edge Index 1-year point-to-point with 5-year cap lock <i>Available strategies may vary by state and by distribution.</i>
TERM	<ul style="list-style-type: none"> • The First Trust Barclays Edge Index 1-Year Point-To-Point with 5-Year Cap Lock strategy has five one-year terms. The cap is locked in for all five one-year terms. This strategy may only be selected during the first contract year. At the end of each one-year term, the ending value of this strategy may be applied to a new term of this strategy. No other amounts may be applied. At the end of each one-year term, you may also reallocate funds held in this strategy among other available strategies. Funds held in the strategy at the end of the fifth one-year term are automatically applied to the First Trust Barclays Edge Index 1-year point-to-point with cap strategy unless you elect otherwise. • All other strategies have a one-year term. • Interest, if any, is credited on the last day of each term year on all indexed strategies.
PAYOUT OPTIONS	<ul style="list-style-type: none"> • Fixed period: Clients receive income payments for a fixed period of time that they choose. • Life or life with a minimum fixed period: Clients receive income payments for life. If they select a minimum fixed period of time and pass away before the end of that period, the remaining income payments will be paid to their designated beneficiary. • Joint and one-half survivor: Income payments are guaranteed for the life of the client and the life of a designated joint annuitant. If the client is survived by the joint annuitant, he or she will receive 50% of the income benefit payment for life.

MassMutual Ascend

Taking financial futures above and beyond

At MassMutual Ascend, we are committed to going above and beyond – so when it comes to your financial future, the impossible feels possible.

As a leading provider of annuities, the status quo isn't a status we ever want. We'll always be in pursuit of better.

Our "A++" rating by AM Best follows more than 40 consecutive years of an "A" or higher rating. This means you can have confidence knowing we'll be here when you need us. We are a wholly owned subsidiary of MassMutual, one of the largest life insurance companies in the U.S., founded in 1851.

And finally, everything we do is rooted in a culture of service. From our people to our technology, we strive to always provide you with what you need, when you need it so you can navigate your future with confidence.

Learn more at [MassMutualAscend.com](https://www.massmutualascend.com).



The “S&P 500® Index”, the “S&P 500 Average Daily Risk Control 10% Price Return Index” and the “S&P U.S. Retiree Spending Index” are products of S&P Dow Jones Indices LLC or its affiliates (“SPDJI”) and has been licensed for use by MassMutual Ascend Life Insurance Company. S&P®, S&P 500®, S&P 500 Average Daily Risk Control 10%™, US 500, The 500, iBoxx®, iTraxx® and CDX® are trademarks of S&P Global, Inc. or its affiliates (“S&P”); Dow Jones® is a registered trademark of Dow Jones Trademark Holdings LLC (“Dow Jones”); MassMutual Ascend Life Insurance Company’s products are not sponsored, endorsed, sold or promoted by SPDJI, Dow Jones, S&P, their respective affiliates, and none of such parties make any representation regarding the advisability of investing in such products nor do they have any liability for any errors, omissions, or interruptions of the S&P 500® Index, the S&P 500 Average Daily Risk Control 10% Price Return Index and the S&P U.S. Retiree Spending Index.

The iShares MSCI EAFE ETF is distributed by BlackRock Investments, LLC. iShares®, BLACKROCK®, and the corresponding logos are registered and unregistered trademarks of BlackRock, Inc. and its affiliates (“BlackRock”), and this trademark has been licensed for certain purposes by MassMutual Ascend Life Insurance Company. MassMutual Ascend Life Insurance Company annuity products are not sponsored, endorsed, sold or promoted by BlackRock, and purchasers of an annuity from MassMutual Ascend Life Insurance Company do not acquire any interest in the iShares MSCI EAFE ETF nor enter into any relationship of any kind with BlackRock. BlackRock makes no representation or warranty, express or implied, to the owners of any MassMutual Ascend Life Insurance Company annuity product or any member of the public regarding the advisability of purchasing an annuity, nor does it have any liability for any errors, omissions, interruptions or use of the iShares MSCI EAFE ETF or any data related thereto.

The First Trust Barclays Edge Index (“FTIS Index”) is a product of FT Indexing Solutions LLC (“FTIS”) and is administered and calculated by Bloomberg Index Service Limited and its affiliates (collectively, “BISL”). FIRST TRUST® and First Trust Barclays Edge Index are trademarks of First Trust Portfolios L.P. (collectively, with FTIS and their respective affiliates, “First Trust”). The foregoing index and trademarks have been licensed for use for certain purposes by Barclays, Bloomberg, and MassMutual Ascend Life Insurance Company (collectively, the “Licensees”) in connection with the FTIS Index and certain products utilizing the FTIS Index (collectively, the “Products”).

The Capital Strength Index (“Nasdaq Index”) is a product of Nasdaq, Inc. (collectively, with its affiliates, “Nasdaq”). NASDAQ®, CAPITAL STRENGTH INDEX™, NQCAPST™, and NQCAPSTT™ are trademarks of Nasdaq. The foregoing index and trademarks have been licensed for use for certain purposes by FTIS and Licensees in connection with the FTIS Index and the Products.

The Value Line Dividend Index (“Value Line Index”) is a product of Value Line, Inc. (“Value Line”). VALUE LINE® and VALUE LINE DIVIDEND INDEX™ are trademarks or registered trademarks of Value Line. The foregoing index and trademarks have been licensed for use for certain purposes by FTIS and Licensees in connection with the FTIS Index and the Products. The FTIS Index is not sponsored, endorsed, recommended, sold or promoted by Value Line and Value Line makes no representation regarding the advisability of investing in any product utilizing the FTIS Index.

BLOOMBERG® is a trademark and service mark of Bloomberg Finance L.P. Bloomberg Finance L.P., BISL, and their affiliates (“Bloomberg”) are not affiliated with First Trust or Barclays. Bloomberg’s relationship to First Trust and Barclays is only (1) in the licensing of the FIRST TRUST®, BARCLAYS®, and FIRST TRUST BARCLAYS EDGE INDEX™ trademarks and (2) to act as the administrator and calculation agent of the FTIS Index, which is the property of FTIS. Bloomberg does not guarantee the timeliness, accurateness, or completeness of the FTIS Index or any data or information relating thereto and shall have no liability in connection with the FTIS Index or any data or information relating thereto.

The Products are not issued, sponsored, endorsed, sold, recommended, or promoted by First Trust, Bloomberg, Nasdaq, Value Line, or their respective affiliates (collectively, the “Companies”). The Companies do not make any representation regarding the advisability of investing in the Products or products based on the FTIS Index, Barclays Indices, Nasdaq Index, or Value Line Index, do not make any warranties or bear any liability with respect to such products, and do not make any warranties or bear any liability with respect to the Products, the FTIS Index, or another party’s index.

THE COMPANIES DO NOT GUARANTEE THE ADEQUACY, ACCURACY, TIMELINESS, COMPLETENESS, AND/OR UNINTERRUPTED CALCULATION OF THE PRODUCTS, FTIS INDEX, BARCLAYS INDICES, NASDAQ INDEX, VALUE LINE INDEX, OR ANY DATA INCLUDED THEREIN OR ANY COMMUNICATION WITH RESPECT THERETO, INCLUDING, ORAL, WRITTEN, OR ELECTRONIC COMMUNICATIONS. THE COMPANIES SHALL HAVE NO LIABILITY FOR ANY ERRORS, OMISSIONS, OR INTERRUPTIONS IN THE PRODUCTS, FTIS INDEX, BARCLAYS INDICES, NASDAQ INDEX, OR VALUE LINE INDEX. THE COMPANIES MAKE NO WARRANTY, EXPRESS OR IMPLIED, AS TO THE RESULTS TO BE OBTAINED BY LICENSEES, OWNERS OF THE PRODUCTS OR OF PRODUCTS BASED ON THE FTIS INDEX, BARCLAYS INDICES, NASDAQ INDEX, OR VALUE LINE INDEX, OR BY ANY OTHER PERSON OR ENTITY FROM THE USE OF THE FTIS INDEX, BARCLAYS INDICES, NASDAQ INDEX, OR VALUE LINE INDEX, OR ANY DATA INCLUDED THEREIN.

For producer use only. Not for use in sales solicitation.

Neither Barclays Bank PLC (“BB PLC”) nor any of its affiliates (collectively “Barclays”) is the issuer or producer of MassMutual Ascend’s products and Barclays has no responsibilities, obligations or duties to investors in MassMutual Ascend’s products. The Barclays US 2Y Treasury Futures Index, Barclays US 5Y Treasury Futures Index, Barclays US 10Y Treasury Note Index, and Barclays Switch USD Signal Index (collectively, the “Indices”), together with any Barclays indices that are components of the Indices, are trademarks owned by Barclays and, together with any component indices and index data, are licensed for use by FTIS in connection with the First Trust Barclays Edge Index.

Barclays’ only relationship with the MassMutual Ascend in respect of the Indices is the licensing of the Indices to FTIS, which are administered, compiled and published by BB PLC in its role as the index sponsor (the “Index Sponsor”) without regard to MassMutual Ascend’s products or investors in MassMutual Ascend’s products. Additionally, MassMutual Ascend as issuer or producer of MassMutual Ascend’s products may for itself execute transaction(s) with Barclays in or relating to the Indices in connection with MassMutual Ascend’s products. Investors acquire MassMutual Ascend’s products from MassMutual Ascend and investors neither acquire any interest in the Indices nor enter into any relationship of any kind whatsoever with Barclays upon making an investment in MassMutual Ascend’s products. MassMutual Ascend’s products are not sponsored, endorsed, sold or promoted by Barclays and Barclays makes no representation regarding the advisability of MassMutual Ascend’s products or use of the Indices or any data included therein. Barclays shall not be liable in any way to MassMutual Ascend, investors or to other third parties in respect of the use or accuracy of the Indices or any data included therein.

MassMutual AscendSM is not an investment adviser and the information provided in this document is not investment advice. Your clients should consult an investment professional for advice based on their personal circumstances and financial situation.

Fee-based annuities are intended for distribution by Investment Advisor Representatives.

Products issued by MassMutual Ascend Life Insurance CompanySM (Cincinnati, Ohio), a wholly owned subsidiary of Massachusetts Mutual Life Insurance Company (MassMutual), under contract form numbers P1146620NW, P1146620ID and P1146620OR, rider forms R6062719NW and R6062619NW (not available in Massachusetts), and endorsement forms E6043517NW, E6044817NW, E6063720NW, and E6067321NW. Contract, rider and endorsement form numbers and features may vary by state. For current interest rates, state availability and product features, please visit MMAscendRIA.com.

This content does not apply in the state of New York.

For producer use only. Not for use in sales solicitation.

NOT A BANK OR CREDIT UNION DEPOSIT OR OBLIGATION • NOT FDIC OR NCUA-INSURED • NOT INSURED BY ANY FEDERAL GOVERNMENT AGENCY • MAY LOSE VALUE • NOT GUARANTEED BY ANY BANK OR CREDIT UNION

::: MassMutual Ascend

© 2025 MassMutual Ascend Life Insurance Company, Cincinnati, OH 45202.
All rights reserved. www.MassMutualAscend.com

B1142619NW-Wells Fargo

2/25